

PLANBEE ARCHITECTURE





About Us

PlanBee, est. in 2008 , provides comprehensive services in Architecture, Interior Design and Project Management. Our design methodology combines innovation, quality and teamwork.

We understand our Clients needs and tailor our designs to fit their requirements. We offer consultancy in a pool of specialized services, delivering schematic designs, tender documents, execution drawings and site supervision.

We are a BIM Certified Team, ready to deliver full detailed BIM Models using Autodesk® Revit®. Our team assists Contractors deliver their EPC obligations and provides them with comprehensive engineering support.

Our Expertise

Infrastructure	Conceptual and Schematic Design
Cultural	Design Development
Educational	Construction Documentation
Hospitality	BIM Services
Landscape	Shop Drawings
Commercial	Fabrication Drawings
Offices	Value Engineering
Residential	Site Supervision
Religious	Client Representation

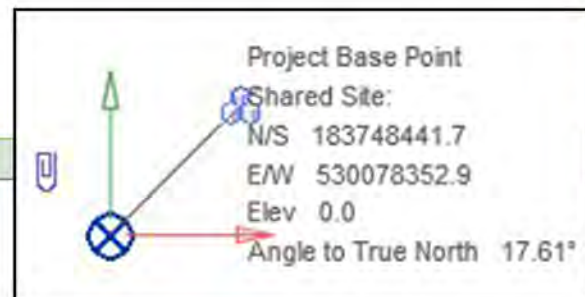
Project coordinates used for coordination between project team in modelling software and site setting out.

Project reference point:	
Northing:	183748441.7 mm
Easting:	530078352.9 mm
Elevation:	0.0 mm
Angle to True North:	17.612° degrees
Important:	
Refer to A&M model 16202-AHMM-00-ZZ-M3-A-Shared_Coordinates.rvt for coordinates.	

Georeferencing defined in the BEP (Left) and applied in the BIM Model project basepoint (Left Below) for an Office Building Subdivided by Trade and by Floor LOD 400

FEDERATED MODELS

All projects are divided into multiple BIM models, and reassembled into federated models, positioned by Shared Site Location. Depending on the project size and conditions, Models can be divided by Buildings, Trades, Levels, Construction Zones ...



Modify | RVT Links

Properties

Linked Revit Model
15-1205-GSB-CENTRAL-4.rvt

RVT Links (1) Edit Type

Identity Data
Name GSB

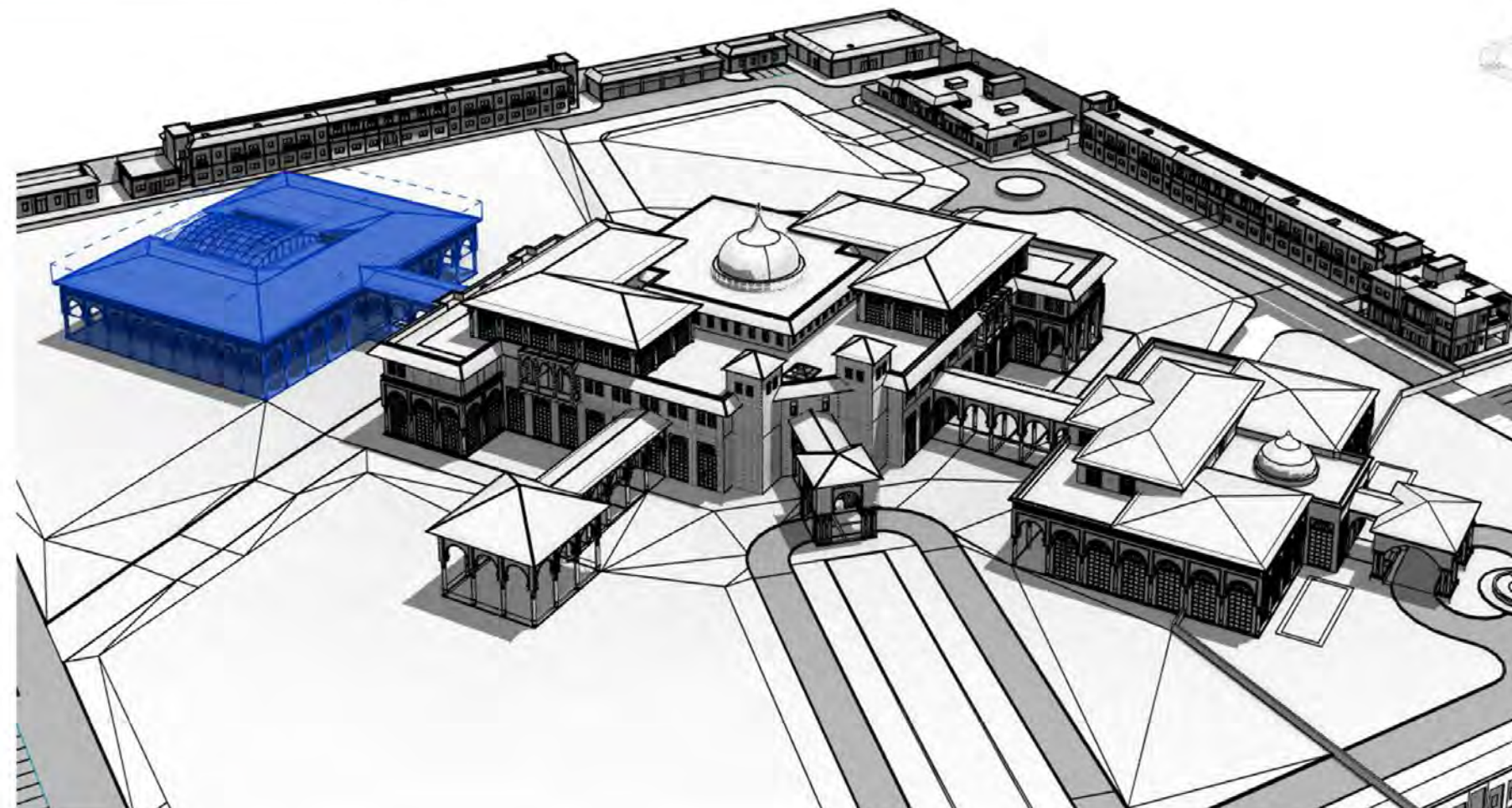
Other
Shared Site GSB

Georeferencing for a Palace complex project

Models are subdivided by Building and by Trade

Each building is placed following a shared site location LOD 300

Properties help

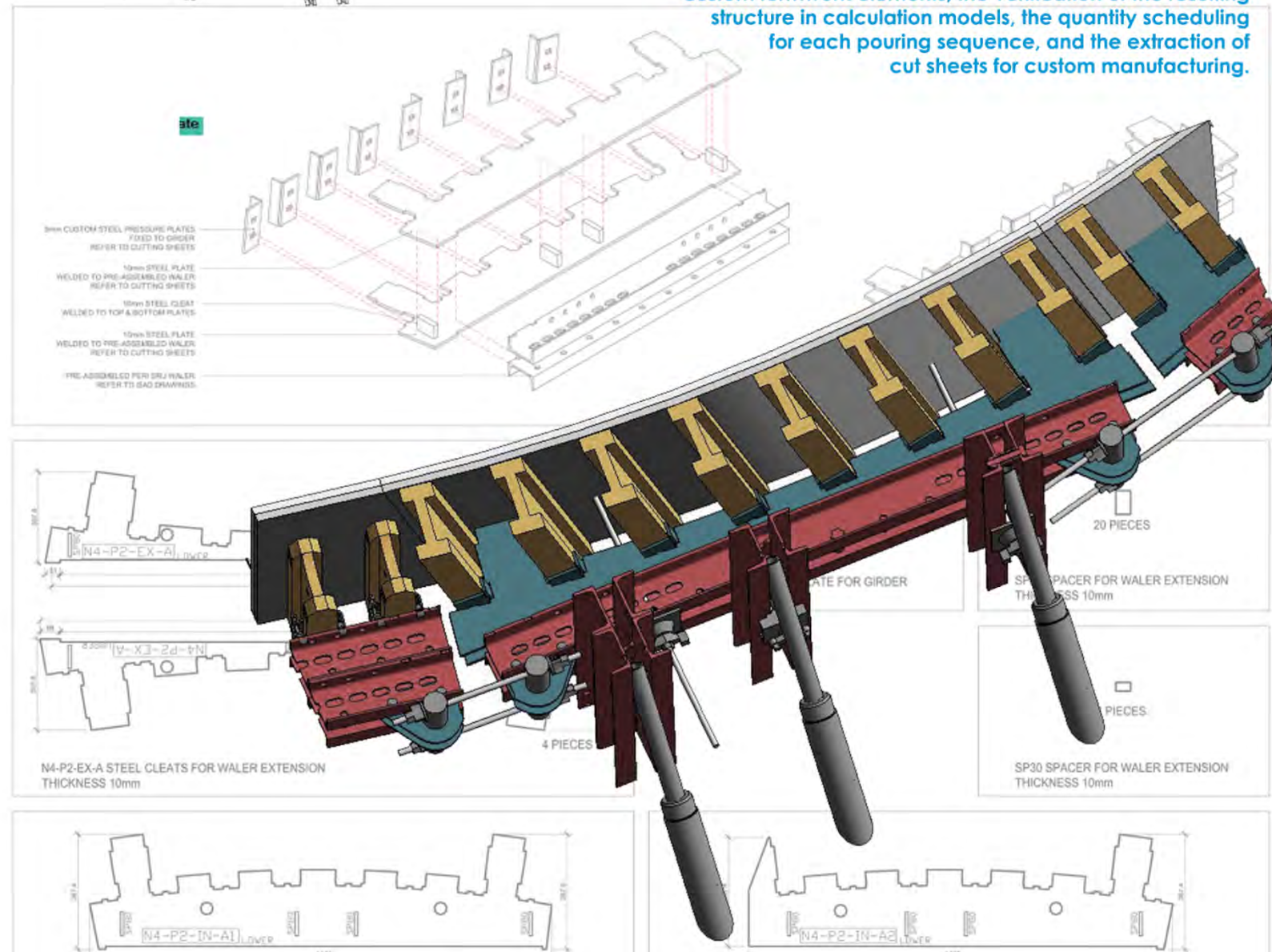
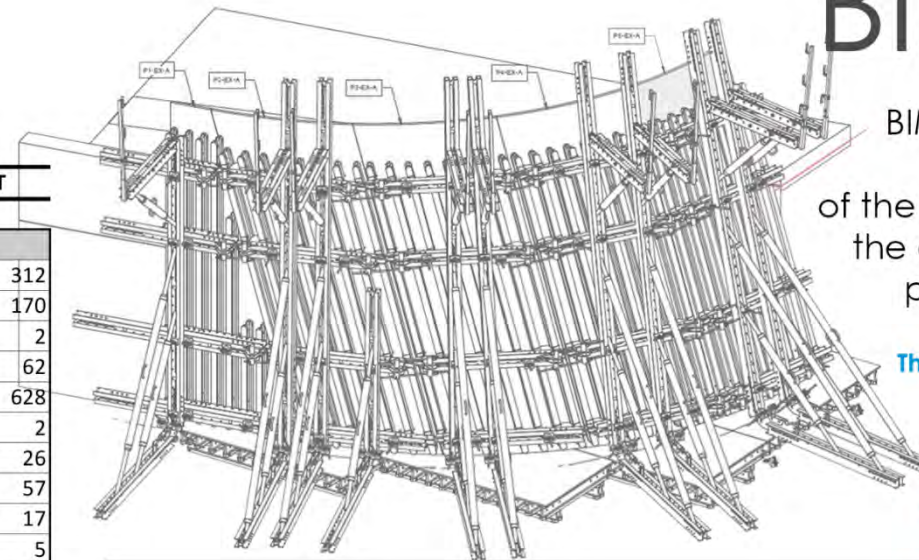


BIM ELEMENTS

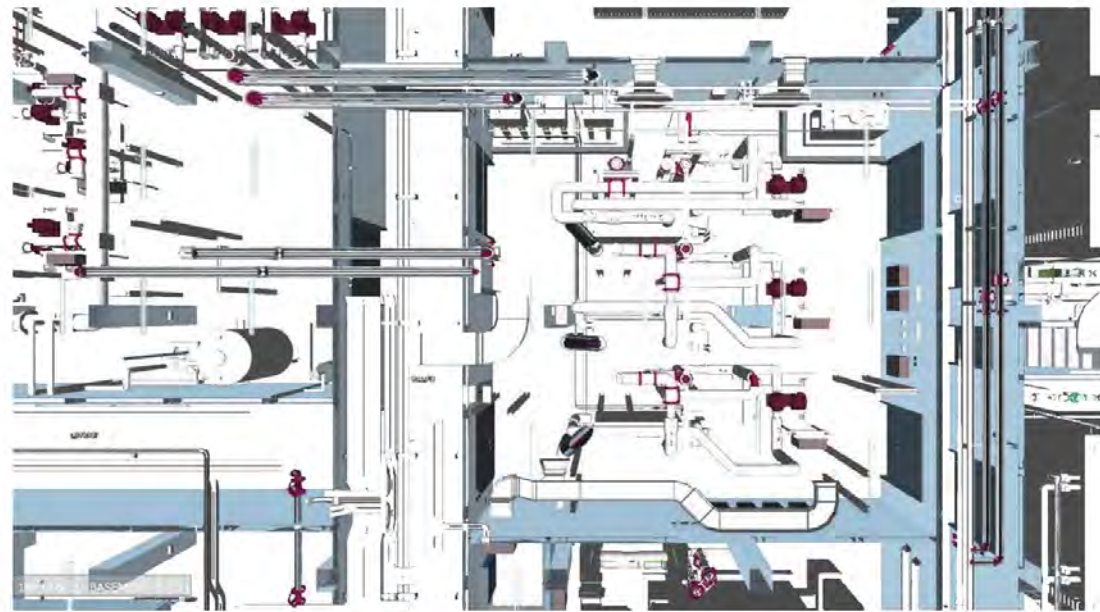
BIM objects are conceived and implemented to serve the Objectives and Requirements of the project. Revit families are modeled to serve the design purpose, quantity extraction, project phasing and clash/discrepancy avoidance.

The illustrations to the left and below show a specific formwork model for shop drawings and fabrication/assembly purposes, to cast intricate curved fair-faced concrete façades with designed timber imprint.

The Model allowed to conceive the mixing of standard and custom formwork elements, the verification of the resulting structure in calculation models, the quantity scheduling for each pouring sequence, and the extraction of cut sheets for custom manufacturing.



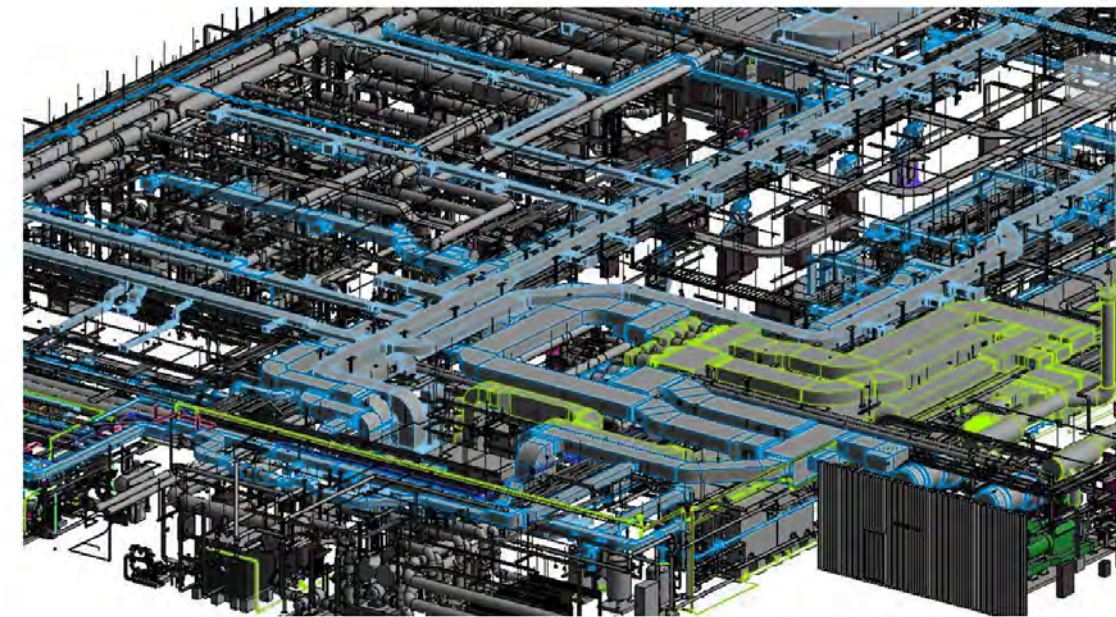
ARTICLE	DESCRIPTION	COUNT
ACCESSORIES		
018050	018050 - Pin Ø 16 x 65/86, galvanized	312
018060	018060 - Cotter Pin 4/1, galvanized	170
024220	024220 - Coupling Compression Plate KDP	2
024250	024250 - Wedge K, galvanized	62
024880	024880 - Hook Strap HB for VT, galvanized	628
117343	117343 - Base Plate-2 for RS 210 – 1400, galvanized	2
WEDGE	Tie Rod Wedge 10°	26
WEDGE	Tie Rod Wedge 20°	57
WEDGE	Tie Rod Wedge 30°	17
WEDGE	Tie Rod Wedge 40°	5
WEDGE	Tie Rod Wedge 50°	4
COUPLING		
013010	013010 - Coupling VKZ 99	30
030130	030130 - Cam Nut DW 15, galvanized	112
103737	103737 - Universal Coupling UK 70	18
110059	110059 - Waler Fixation U100 – U120	76
110755	110755 - Tie Yoke SRU for DW15, Ø 60 l=250	74
TY-ROTG	Custom Tie Yoke Adapter for articulated coupling, galvanized	56
GIRDERS		
074920	074920 - Girder VT 20K, l = 2.90 m	15
074990	074990 - Girder VT 20K, l = 1.45 m	12
GIRDER	Timber Girder 100x200 - Custom Length 1276 mm	12
SPINDLES		
101773	101773 - Heavy Duty Spindle SLS 80/140	20
101776	101776 - Heavy Duty Spindle SLS 140/240	18
101778	101778 - Heavy Duty Spindle SLS 200/300	7
109726	109726 - Heavy Duty Spindle SLS 320/420	13
TIE RODS		
030010	030010 - Tie Rod DW 15, l = 0.85 m	88
030170	030170 - Tie Rod DW 15, l = 1.50 m	28
030180	030180 - Tie Rod DW 15, l = 2.00 m	7
030370	030370 - Wingnut Pivot Plate DW 15, galvanized	148
030710	030710 - Tie Rod DW 15, l = 2.50 m	9
030720	030720 - Tie Rod DW 15, l = 3.00 m	16
030840	030840 - Threaded Anchor Plate DW 15	36
WALERS		
103868	103868 - Steel Waler Universal SRU U120, l = 0.72 m	14
103871	103871 - Steel Waler Universal SRU U120, l = 0.97 m	6
103874	103874 - Steel Waler Universal SRU U120, l = 1.22 m	15
103877	103877 - Steel Waler Universal SRU U120, l = 1.47 m	3
103886	103886 - Steel Waler Universal SRU U120, l = 1.72 m	13
103889	103889 - Steel Waler Universal SRU U120, l = 1.97 m	5
103892	103892 - Steel Waler Universal SRU U120, l = 2.47 m	13
103898	103898 - Steel Waler Universal SRU U120, l = 2.22 m	22
103903	103903 - Steel Waler Universal SRU U120, l = 2.97 m	4



Construction complexity is visualized in 3D for coordination and clash resolution. Material and equipment quantities are connected to physical geometries in space and time.

BIM 4D/5D/CLASHING

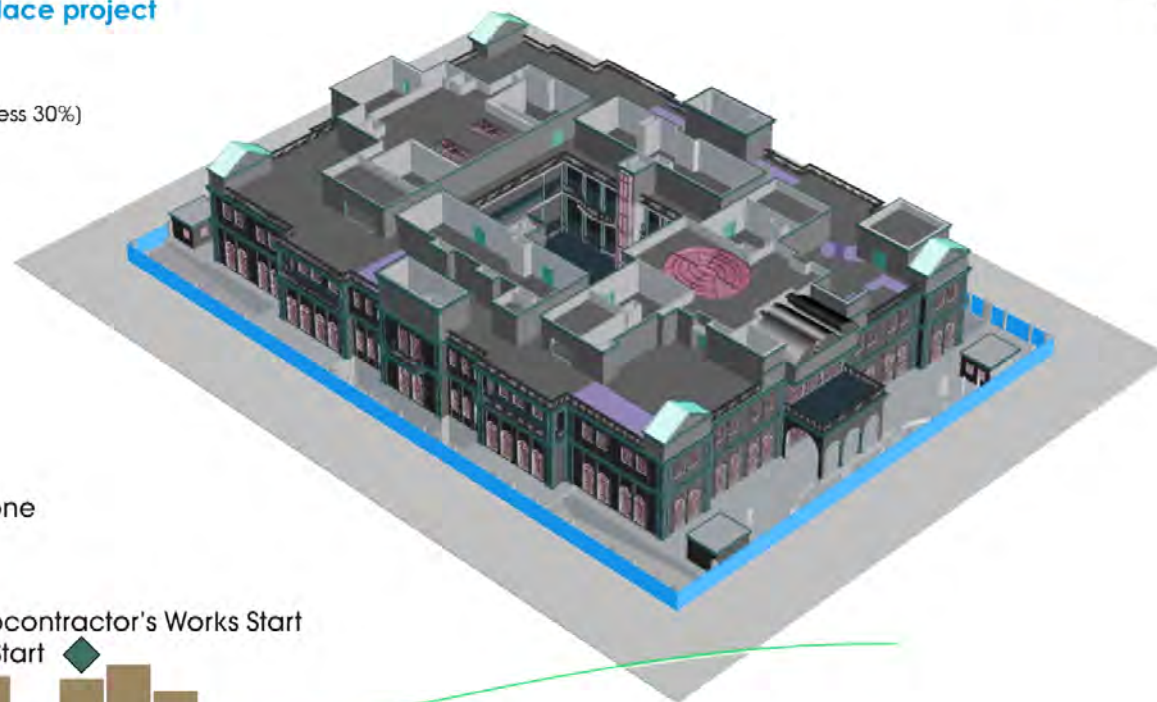
VIM assists in all the management applications to BIM, for smoother and more efficient construction and delivery operations.



Federated models for clash detection

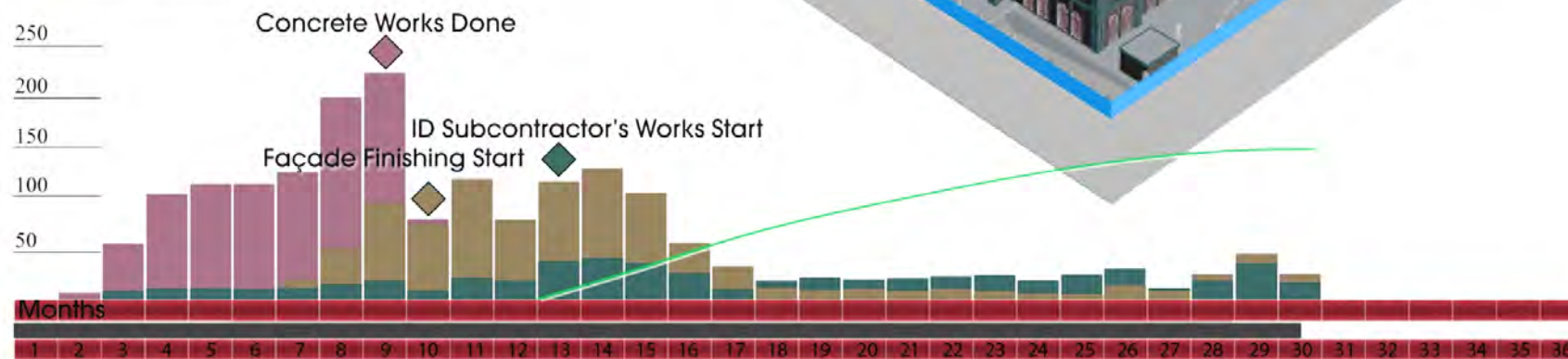
4D simulation for a Private Palace project

Year:02 Month:06 Week=129
ID Subcontractor's Works (Progress 72%)
Swimming Pool, Water Feature & Jacuzzi (Progress 30%)



Man Power Histogram Legend

- Concrete MP
- Finishing MP
- MEP MP
- Milestone
- ID Subcontractor's MP



Item	Cat Name	Main Phase	V-Station	Particular	Cat Desc	BIM Model			Revit Model			Remarks	
						Level	Room	Work Item	Level	Room	Work Item		
1	CLASH	MEP	MEP	MEP	MEP	MEP	MEP	MEP	MEP	MEP	MEP	MEP	MEP
2	CLASH	MEP	MEP	MEP	MEP	MEP	MEP	MEP	MEP	MEP	MEP	MEP	MEP
3	CLASH	MEP	MEP	MEP	MEP	MEP	MEP	MEP	MEP	MEP	MEP	MEP	MEP
4	CLASH	MEP	MEP	MEP	MEP	MEP	MEP	MEP	MEP	MEP	MEP	MEP	MEP
5	CLASH	MEP	MEP	MEP	MEP	MEP	MEP	MEP	MEP	MEP	MEP	MEP	MEP
6	CLASH	MEP	MEP	MEP	MEP	MEP	MEP	MEP	MEP	MEP	MEP	MEP	MEP
7	CLASH	MEP	MEP	MEP	MEP	MEP	MEP	MEP	MEP	MEP	MEP	MEP	MEP
8	CLASH	MEP	MEP	MEP	MEP	MEP	MEP	MEP	MEP	MEP	MEP	MEP	MEP
9	CLASH	MEP	MEP	MEP	MEP	MEP	MEP	MEP	MEP	MEP	MEP	MEP	MEP
10	CLASH	MEP	MEP	MEP	MEP	MEP	MEP	MEP	MEP	MEP	MEP	MEP	MEP
11	CLASH	MEP	MEP	MEP	MEP	MEP	MEP	MEP	MEP	MEP	MEP	MEP	MEP
12	CLASH	MEP	MEP	MEP	MEP	MEP	MEP	MEP	MEP	MEP	MEP	MEP	MEP
13	CLASH	MEP	MEP	MEP	MEP	MEP	MEP	MEP	MEP	MEP	MEP	MEP	MEP
14	CLASH	MEP	MEP	MEP	MEP	MEP	MEP	MEP	MEP	MEP	MEP	MEP	MEP
15	CLASH	MEP	MEP	MEP	MEP	MEP	MEP	MEP	MEP	MEP	MEP	MEP	MEP
16	CLASH	MEP	MEP	MEP	MEP	MEP	MEP	MEP	MEP	MEP	MEP	MEP	MEP
17	CLASH	MEP	MEP	MEP	MEP	MEP	MEP	MEP	MEP	MEP	MEP	MEP	MEP
18	CLASH	MEP	MEP	MEP	MEP	MEP	MEP	MEP	MEP	MEP	MEP	MEP	MEP
19	CLASH	MEP	MEP	MEP	MEP	MEP	MEP	MEP	MEP	MEP	MEP	MEP	MEP
20	CLASH	MEP	MEP	MEP	MEP	MEP	MEP	MEP	MEP	MEP	MEP	MEP	MEP
21	CLASH	MEP	MEP	MEP	MEP	MEP	MEP	MEP	MEP	MEP	MEP	MEP	MEP
22	CLASH	MEP	MEP	MEP	MEP	MEP	MEP	MEP	MEP	MEP	MEP	MEP	MEP
23	CLASH	MEP	MEP	MEP	MEP	MEP	MEP	MEP	MEP	MEP	MEP	MEP	MEP
24	CLASH	MEP	MEP	MEP	MEP	MEP	MEP	MEP	MEP	MEP	MEP	MEP	MEP
25	CLASH	MEP	MEP	MEP	MEP	MEP	MEP	MEP	MEP	MEP	MEP	MEP	MEP
26	CLASH	MEP	MEP	MEP	MEP	MEP	MEP	MEP	MEP	MEP	MEP	MEP	MEP
27	CLASH	MEP	MEP	MEP	MEP	MEP	MEP	MEP	MEP	MEP	MEP	MEP	MEP
28	CLASH	MEP	MEP	MEP	MEP	MEP	MEP	MEP	MEP	MEP	MEP	MEP	MEP
29	CLASH	MEP	MEP	MEP	MEP	MEP	MEP	MEP	MEP	MEP	MEP	MEP	MEP
30	CLASH	MEP	MEP	MEP	MEP	MEP	MEP	MEP	MEP	MEP	MEP	MEP	MEP
31	CLASH	MEP	MEP	MEP	MEP	MEP	MEP	MEP	MEP	MEP	MEP	MEP	MEP
32	CLASH	MEP	MEP	MEP	MEP	MEP	MEP	MEP	MEP	MEP	MEP	MEP	MEP
33	CLASH	MEP	MEP	MEP	MEP	MEP	MEP	MEP	MEP	MEP	MEP	MEP	MEP
34	CLASH	MEP	MEP	MEP	MEP	MEP	MEP	MEP	MEP	MEP	MEP	MEP	MEP
35	CLASH	MEP	MEP	MEP	MEP	MEP	MEP	MEP	MEP	MEP	MEP	MEP	MEP
36	CLASH	MEP	MEP	MEP	MEP	MEP	MEP	MEP	MEP	MEP	MEP	MEP	MEP

Sample of a clash detection report

KKIA-Ryiad KSA

Airport logistics center



Client: Confidential
Area: 30000 m²
Status: Ongoing
Year: 2021


Task

Schematic Design
Design Development
BIM Modeling

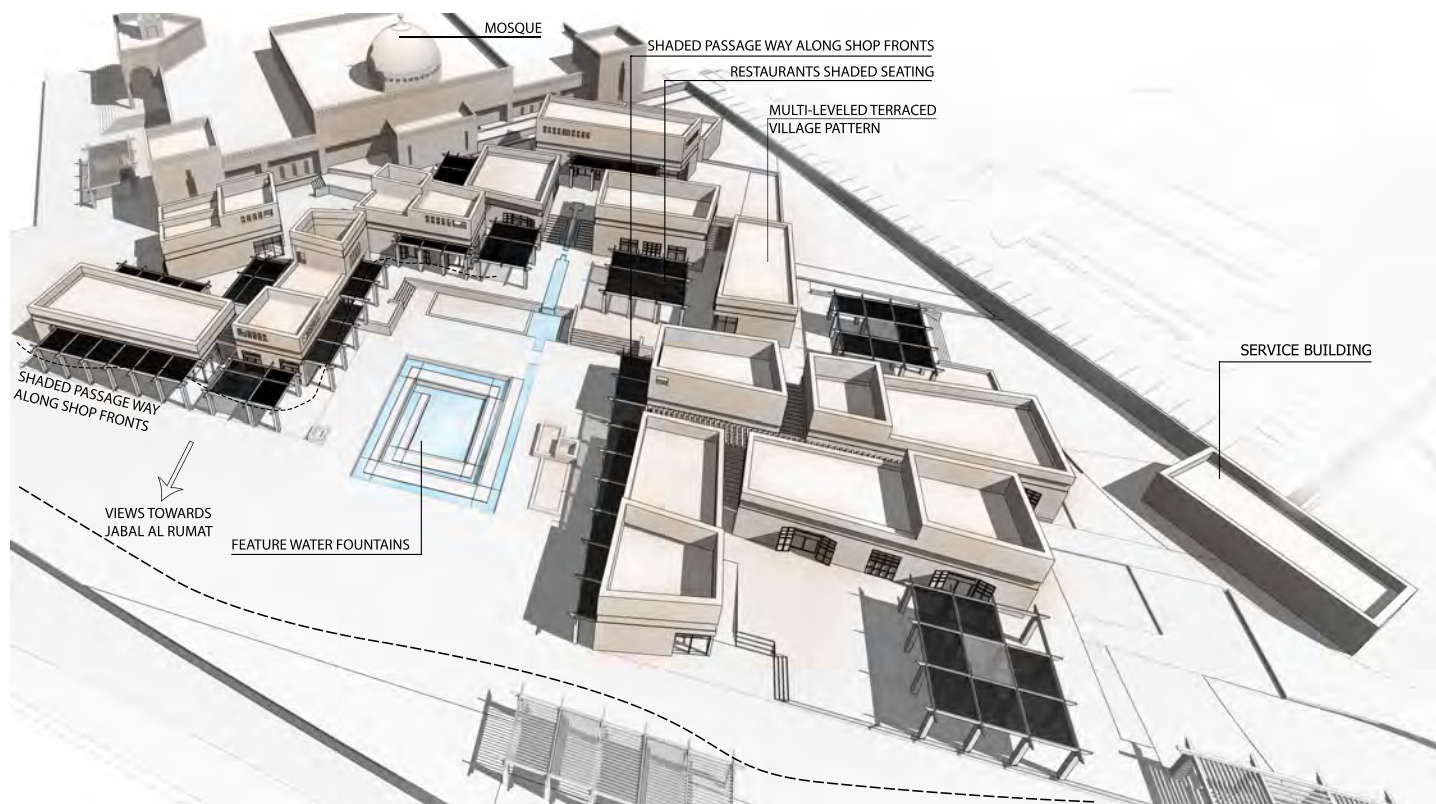


Projects

Design . Design Development . BIM Modeling . Shop Drawings . Quantity Survey . Coordination









Projects

Design . Design Development . BIM Modeling . Shop Drawings . Quantity Survey . Coordination






“Mathieu Mathieu KERKOU” - Republic of Benin



SUD Architects
Client: Government
of Benin republic
Area: 300.000m²
Built up: 50.000m²
Status: Ongoing
Year: 2020

Task
Architecture Concept
Design
BIM LOD 200

“Mathieu Mathieu KERKOU” - Republic of Benin




SUD Architects
 Client: Government of Benin republic
 Area: 300.000m²
 Built up: 50.000m²
 Status: Ongoing
 Year: 2020

Task
 Architecture Concept
 Design
 BIM LOD 200



ETNO BOUTIQUE ski resort- MONTENEGRO

HOTEL & VILLA



Client: Confidential
Area: 25000 m²
Status: Ongoing
Year: 2020

Task

Concept Design



ETNO BOUTIQUE ski resort- MONTENEGRO

HOTEL & VILLA





RABAT HOTEL



MZ architects
Client: Bloom
Area: 10.000 m²
Status: Ongoing
Year: 2020

Task
Architecture Concept
Design
BIM LOD 200



RABAT HOTEL



MZ architects
Client: Bloom
Area: 10.000 m²
Status: Ongoing
Year: 2020

Task
Architecture Concept
Design
BIM LOD 200

Deepmind S2 Google Offices, London – UK



Client: J&C Joel
 Area: 14400 m²
 Status: Ongoing
 Year: 2019

Task

Shop drawings
 LOD 400



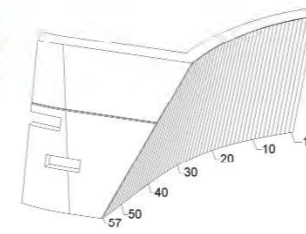
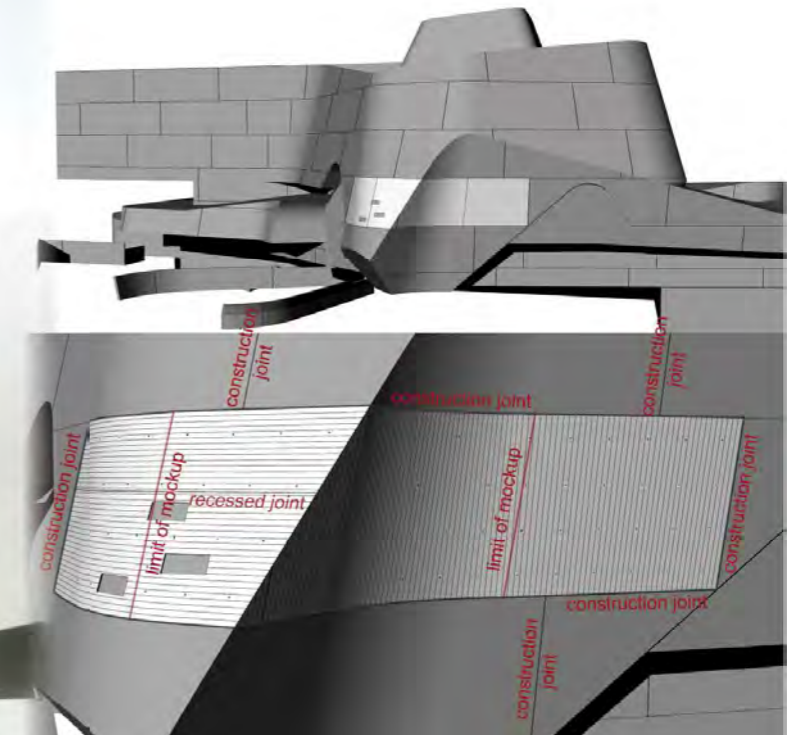
New Embassy Compound, Awkar - Lebanon

MORPHOSIS ARCHITECTS




Client: MAN
Area: 93,000 m²
Status: Ongoing
Year: 2018

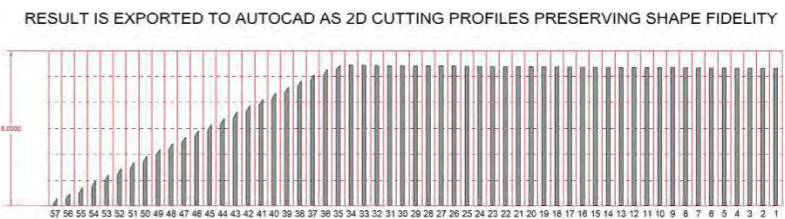
Elevation and Formwork
Engineering
Color BIM title
BIM LOD 400



ALIGNMENT OF POPLAR BOARDS ON THE DESIGNATED SURFACE USING REVIT



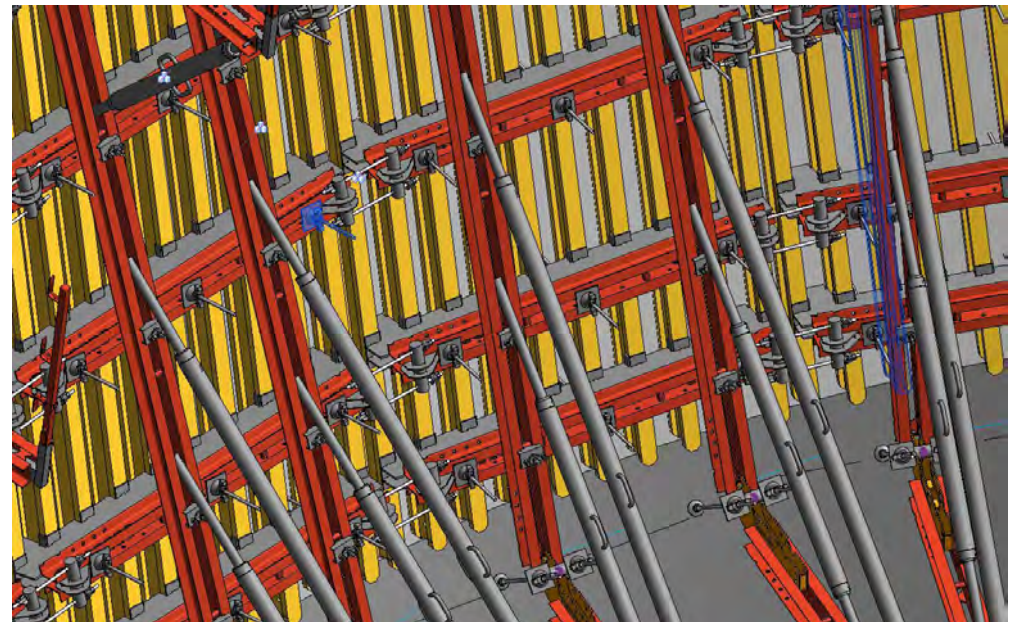
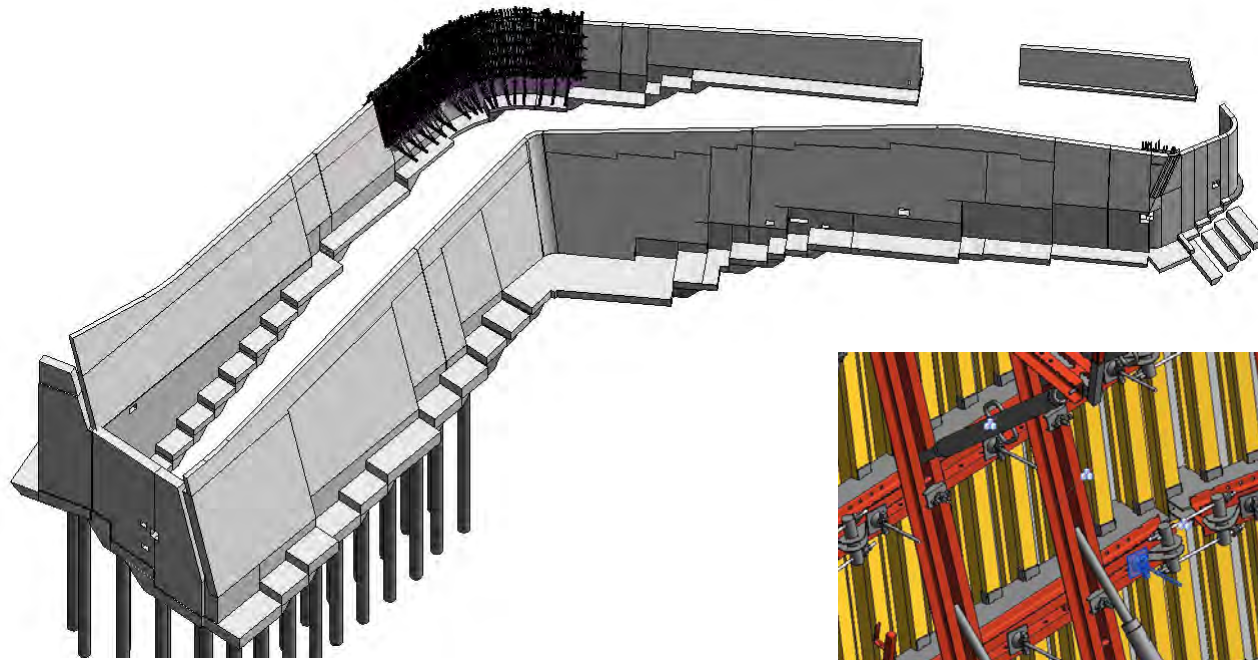
BOARDS GRAPHICS ARE UNROLLED ON A FLAT SURFACE USING RHINO



BOARD	HEIGHT 1	HEIGHT 2	AREA
1	5311	5351	0.80 m ²
2	5317	5351	0.80 m ²
3	5333	5324	0.80 m ²
4	5334	5351	0.80 m ²
5	5335	5354	0.80 m ²
6	5337	5335	0.80 m ²
7	5339	5337	0.80 m ²
8	5341	5339	0.80 m ²
9	5343	5341	0.80 m ²
10	5346	5343	0.80 m ²
11	5349	5346	0.80 m ²
12	5352	5349	0.80 m ²
13	5355	5352	0.80 m ²
14	5359	5355	0.80 m ²
15	5362	5359	0.81 m ²
16	5366	5362	0.81 m ²
17	5370	5366	0.81 m ²
18	5374	5370	0.81 m ²
19	5378	5374	0.81 m ²
20	5383	5378	0.81 m ²
21	5387	5383	0.81 m ²
22	5391	5387	0.81 m ²
23	5395	5391	0.81 m ²
24	5399	5395	0.81 m ²
25	5402	5399	0.81 m ²
26	5406	5402	0.81 m ²
27	5410	5406	0.81 m ²
28	5413	5410	0.81 m ²
29	5417	5413	0.81 m ²
30	5420	5417	0.81 m ²
31	5424	5420	0.81 m ²
32	5428	5424	0.81 m ²
33	5431	5428	0.81 m ²
34	5434	5431	0.81 m ²
35	5437	5434	0.80 m ²
36	5439	5437	0.77 m ²
37	4802	5039	0.74 m ²
38	4564	4802	0.70 m ²
39	4326	4564	0.67 m ²
40	4087	4326	0.63 m ²
41	3847	4087	0.60 m ²
42	3607	3847	0.56 m ²
43	3366	3607	0.52 m ²
44	3125	3366	0.49 m ²
45	2883	3125	0.46 m ²
46	2642	2883	0.41 m ²
47	2400	2642	0.38 m ²
48	2158	2400	0.35 m ²
49	1917	2158	0.31 m ²
50	1675	1917	0.27 m ²
51	1434	1675	0.23 m ²
52	1194	1434	0.20 m ²
53	954	1194	0.16 m ²
54	716	954	0.12 m ²
55	478	716	0.09 m ²
56	242	478	0.05 m ²
57	0	242	0.02 m ²
Grand total			36.38 m ²

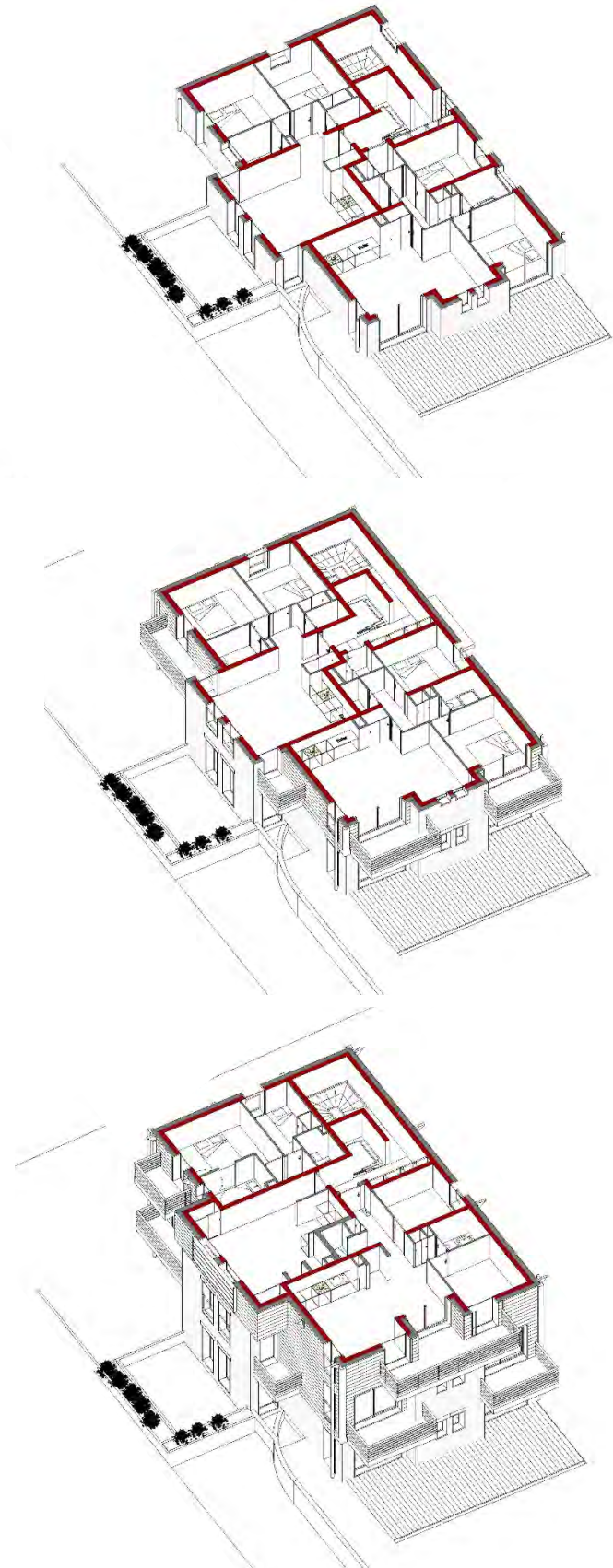
BOARDS DIMENSIONS ARE EXPORTED TO EXCEL

NEC, Awkar - Lebanon





LES GETS - Housing - France



Client: SUD ARCHITECTES
Area: 700 m²
Status: Ongoing
Year: 2020
Task: BIM Modeling

VIP Palace, ABOU DHABI - UAE

PLAN BEE ARCHITECTS



Client: Confidential
 Area: 20000 m²
 Status: Ongoing
 Year: 2019
 Schematic Design
 BIM LOD 200



Projects

Design . Design Development . BIM Modeling . Shop Drawings . Quantity Survey . Coordination





LAGOS AIRPORT-PULLMAN IBIS

PLAN BEE ARCHITECTS





Projects

Design . Design Development . BIM Modeling . Shop Drawings . Quantity Survey . Coordination





Retro 67, Beirut - Lebanon





Al Qana, Abu Dhabi - UAE



MZ Architects
Client: Al Jaber
Aluminum
Area: 120.000 m²
Status: Ongoing
Year: 2018

Task
Façade engineering
BIM LOD 400

Al Qana, Abu Dhabi - UAE



MZ Architects
Client: Al Jaber
Aluminum
Area: 120.000 m²
Status: Ongoing
Year: 2018

Task
Façade engineering
BIM LOD 400



Louvre Museum, Abu Dhabi - UAE



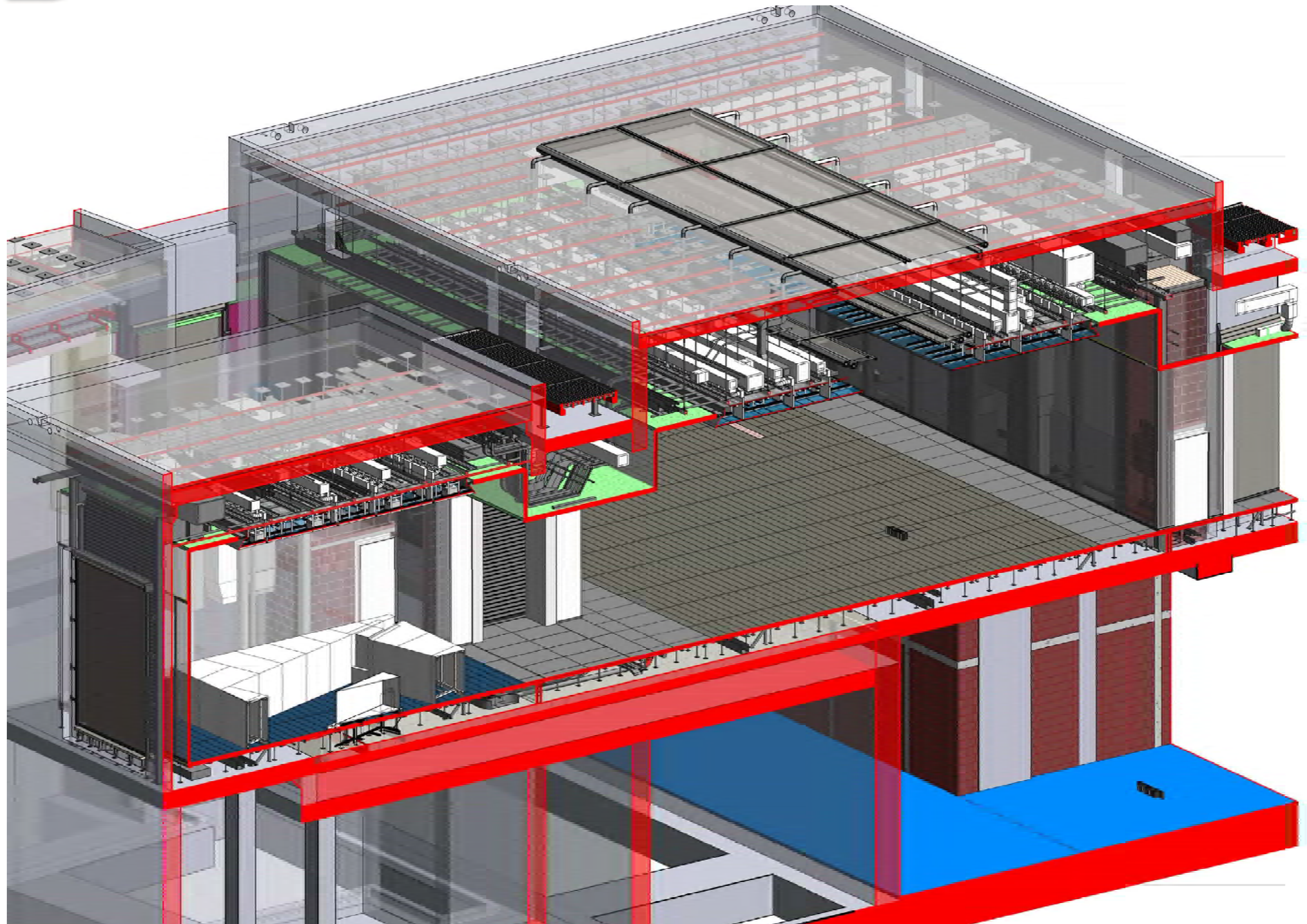
Client: Arabtec, San Jose, Oger
Year: 2015 till 2019
Museum Project
Total Build Up Area: 24,000m²

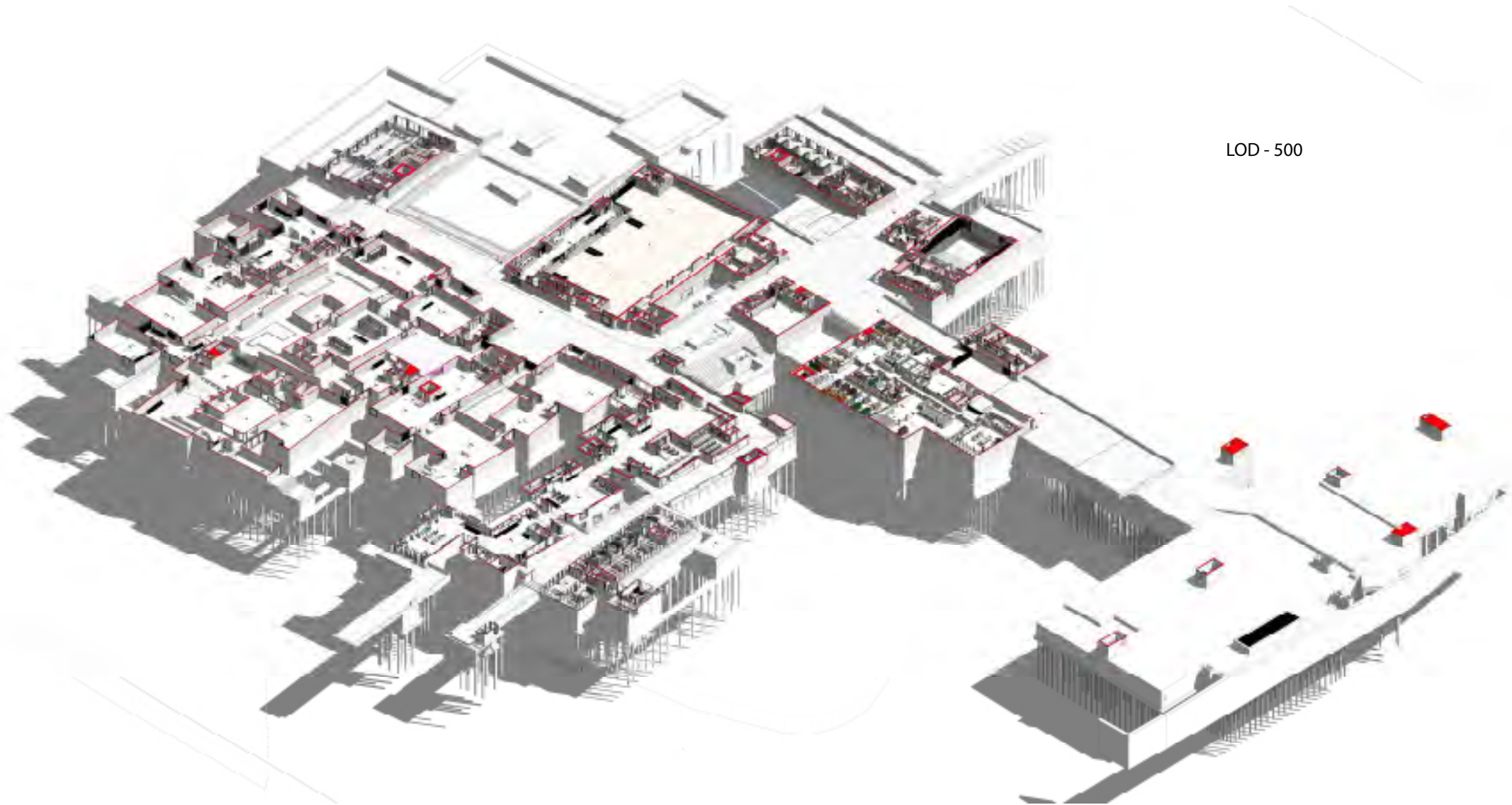
Task
Administration Building
Auditorium Interior Design Development
Main Entrances Interior Design Development
Engineering Coordination
Finishing Coordination



Projects

Design . Design Development . **BIM Modeling** . Shop Drawings . Quantity Survey . Coordination



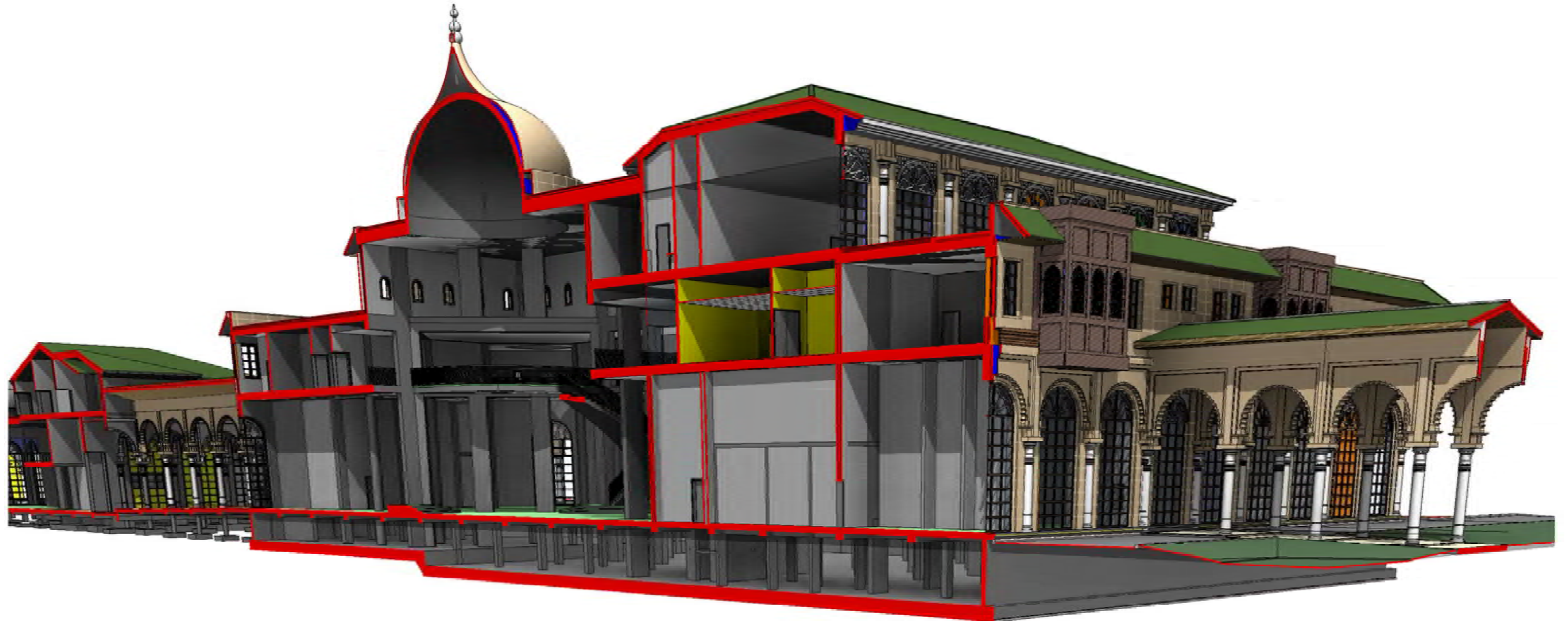
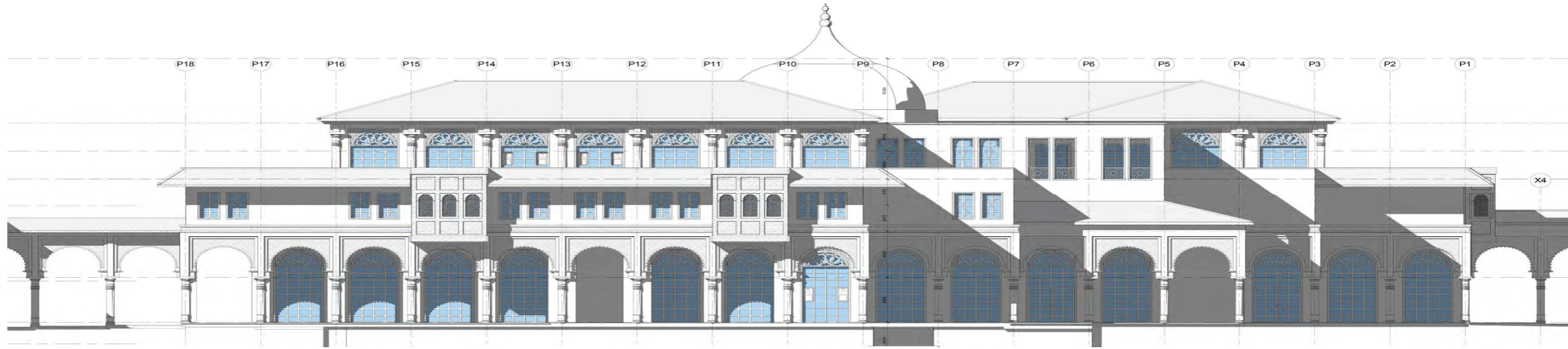


LOD - 500



VIP Palace, Dubai - UAE

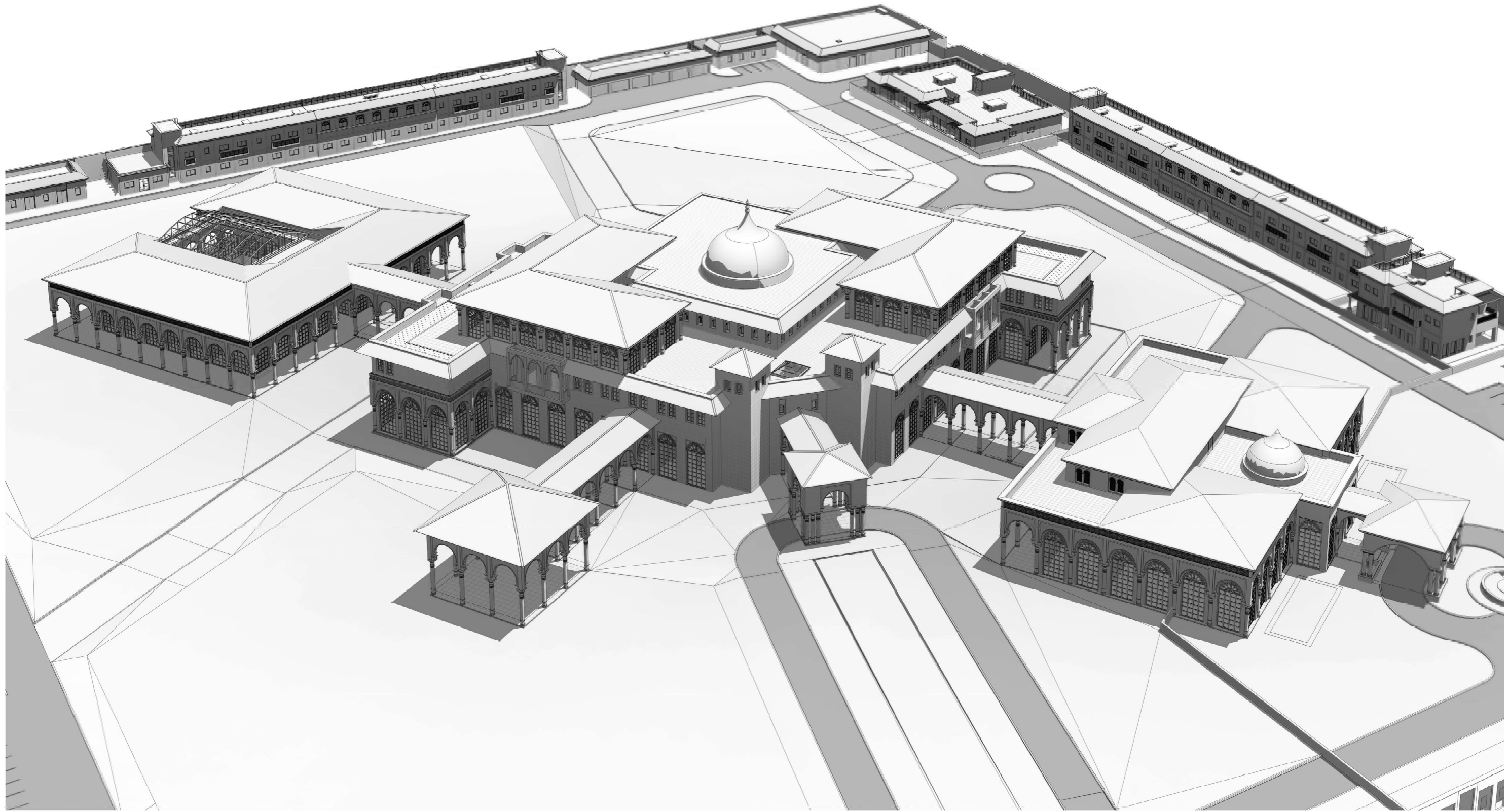






Projects

Design . Design Development . BIM Modeling . Shop Drawings . Quantity Survey . Coordination



Assoufid, Marrakech - Morocco



Client: SSH
 Area: 100,000 m²
 Status: Ongoing
 Year: 2018

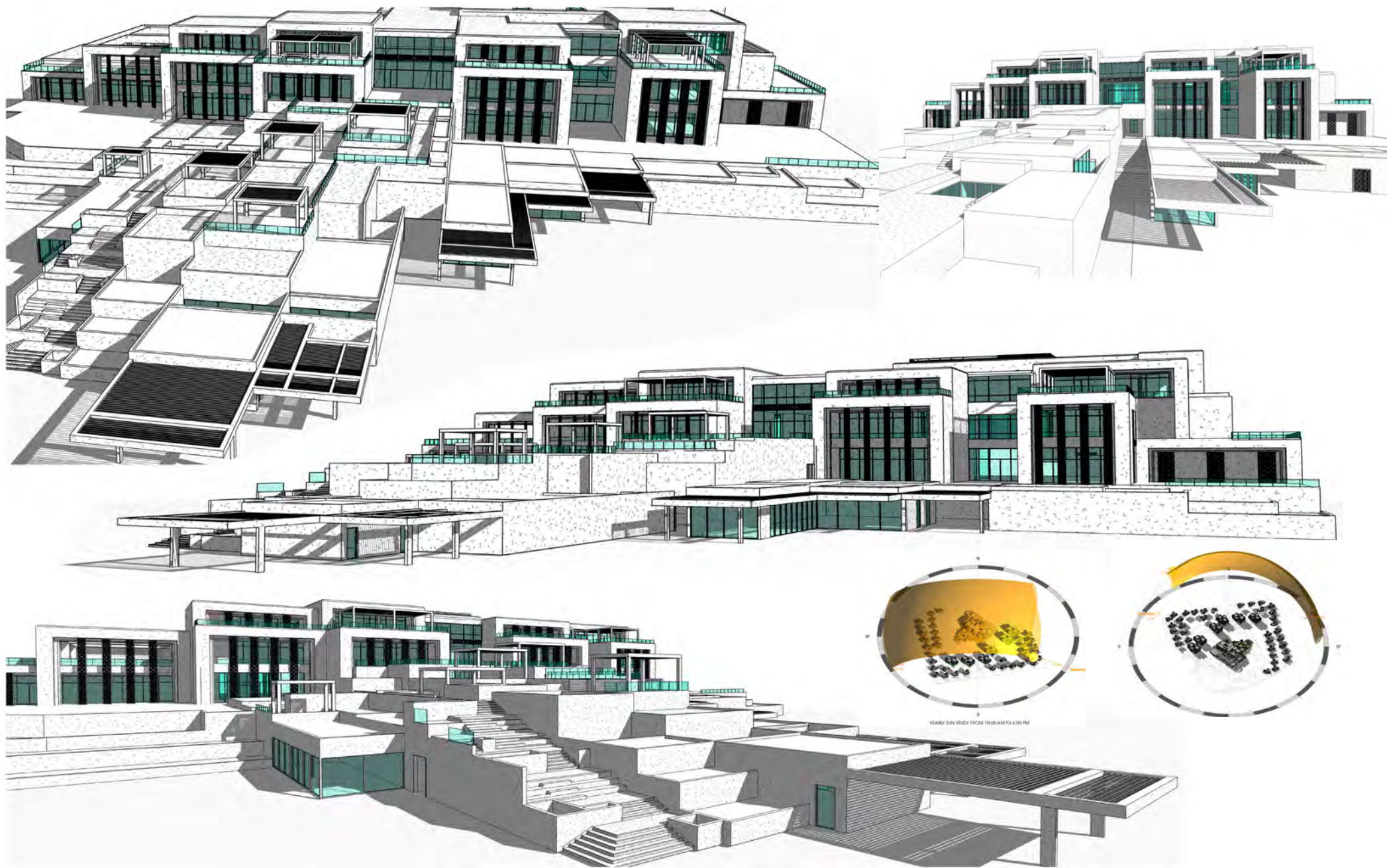
Task
 St.Regis Hotel
 Villas
 Residential Buildings
 Retail





Assoufid, Marrakech - Morocco

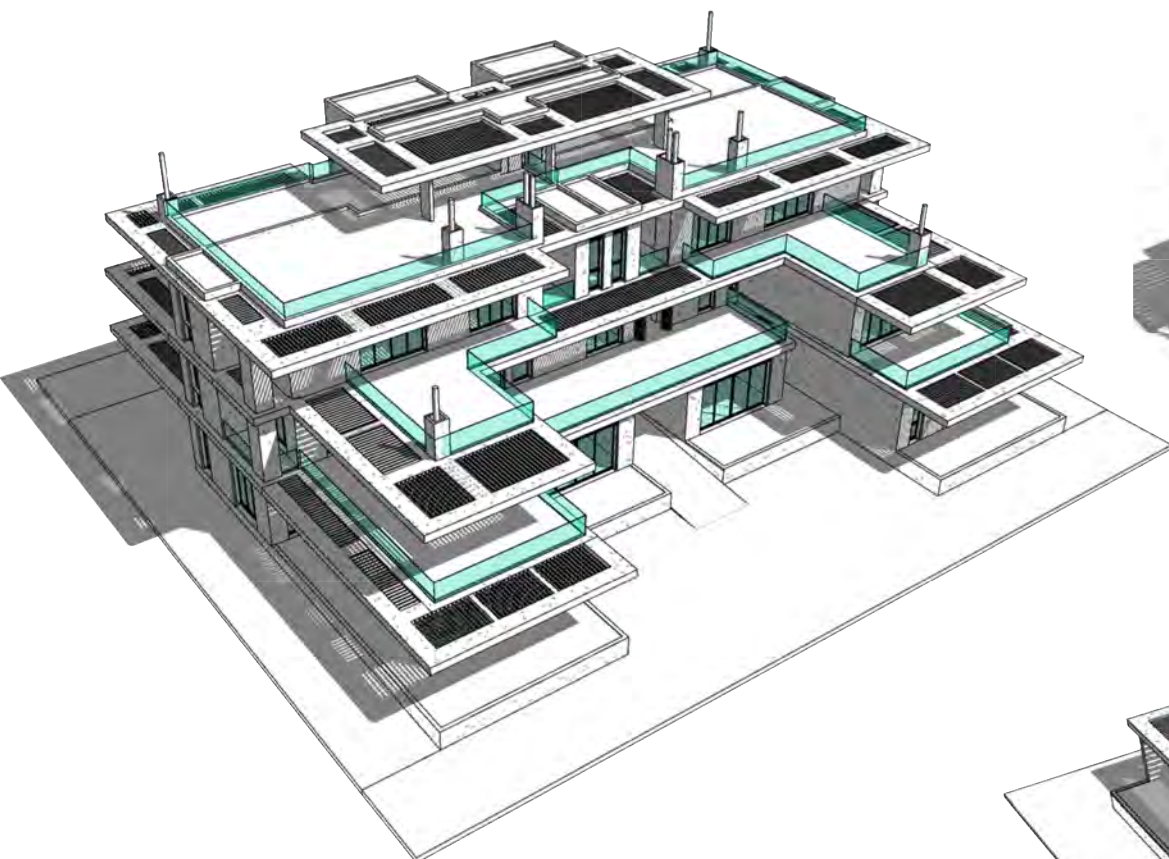






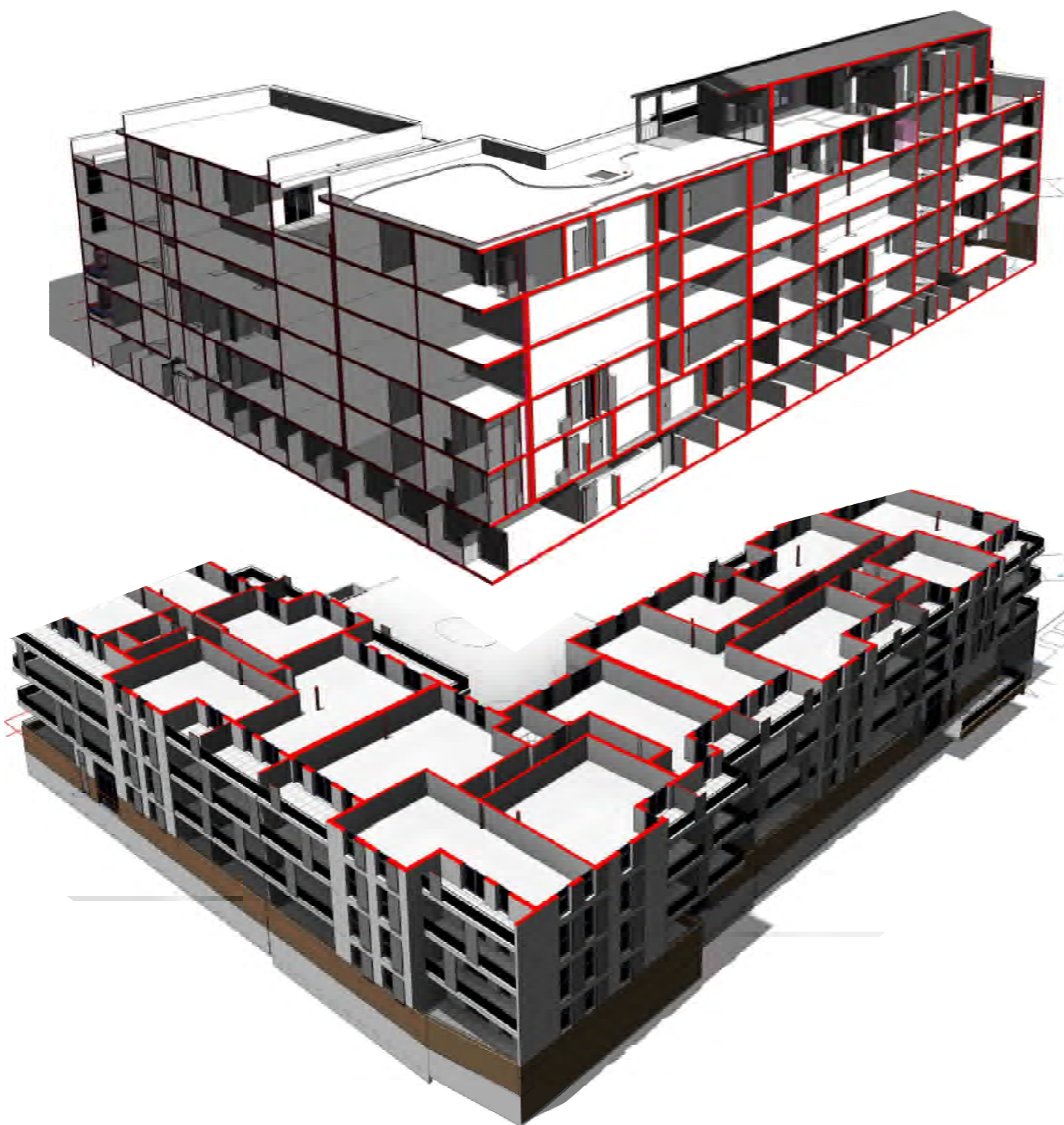
Projects

Design . Design Development . BIM Modeling . Shop Drawings . Quantity Survey . Coordination



Residential, Bourgoin-jallieu - France

SUD ARCHITECTES



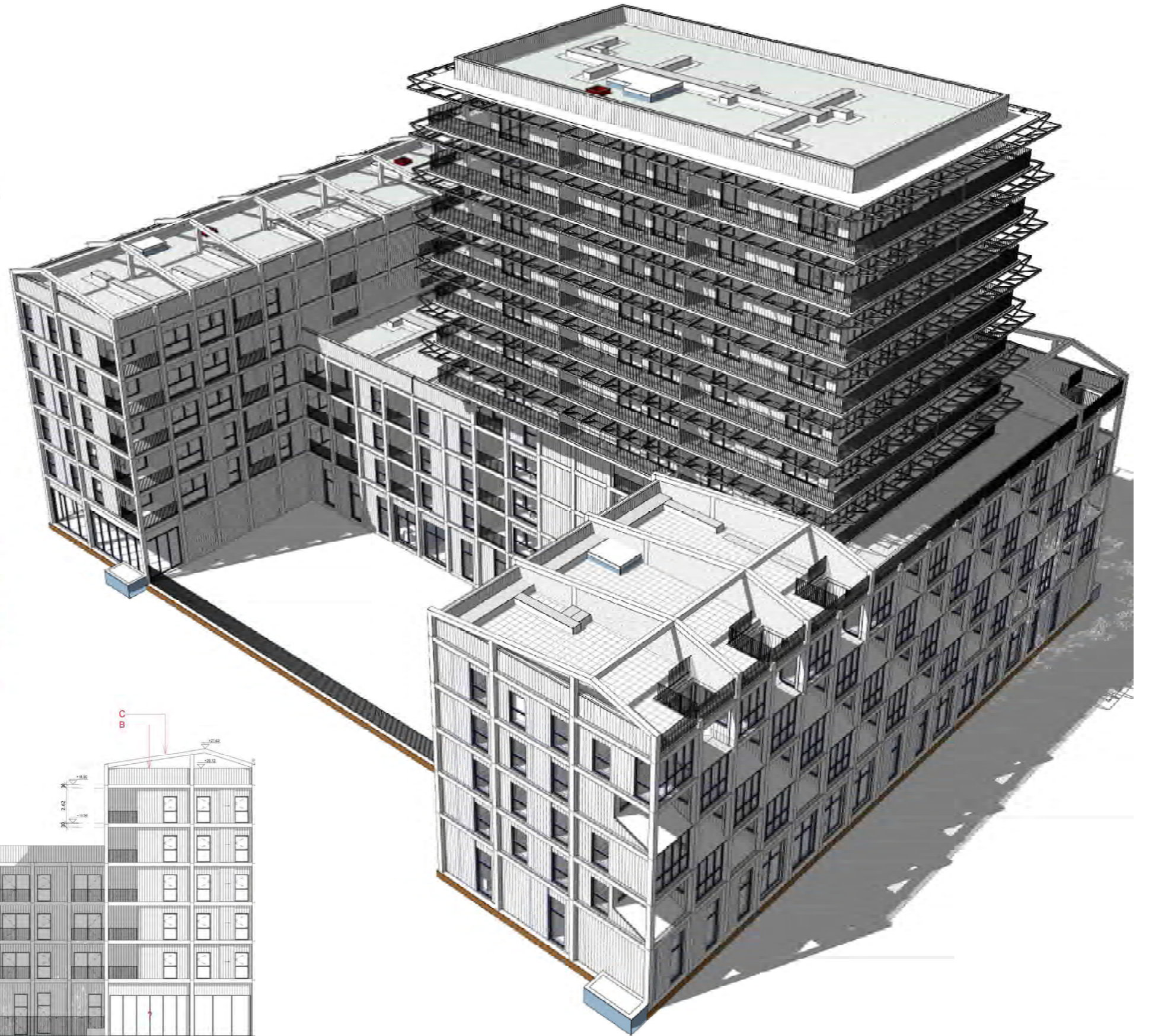
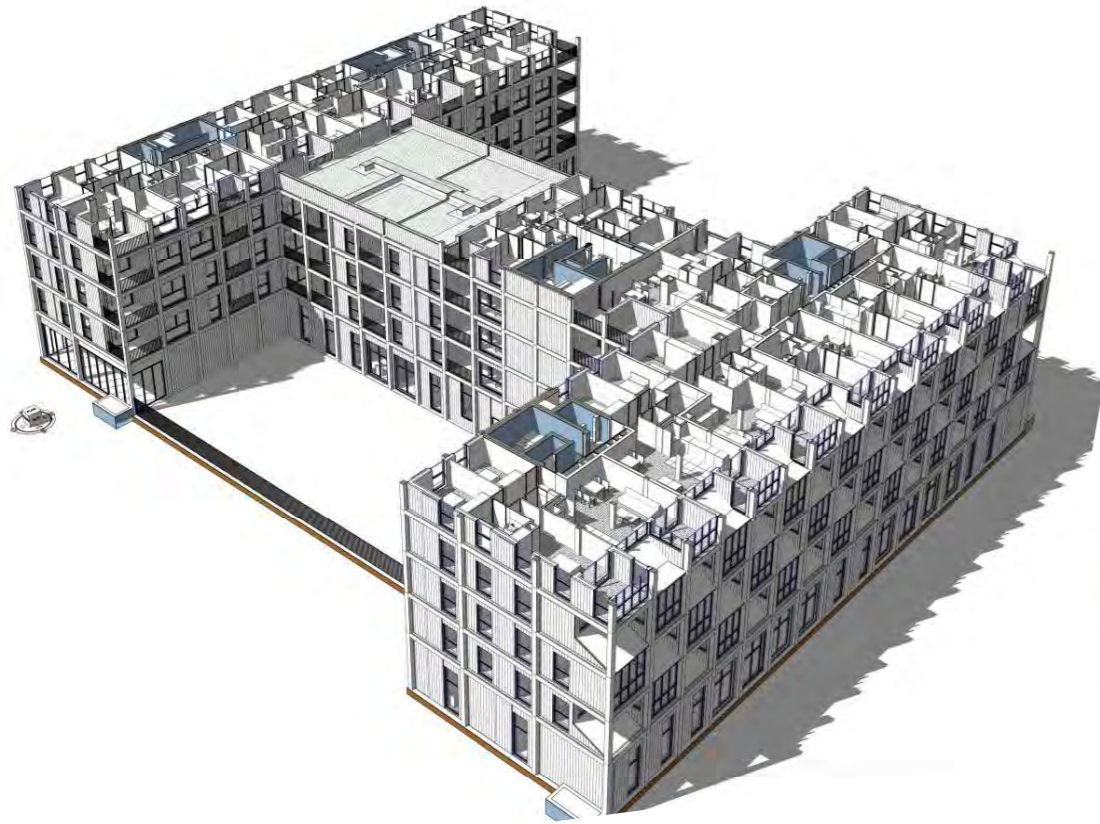
Client: Groupe NEOXIA
Area: 10000 m²
Status: Ongoing
Year: 2019

BIM modeling as
Design development
BIM LOD 300

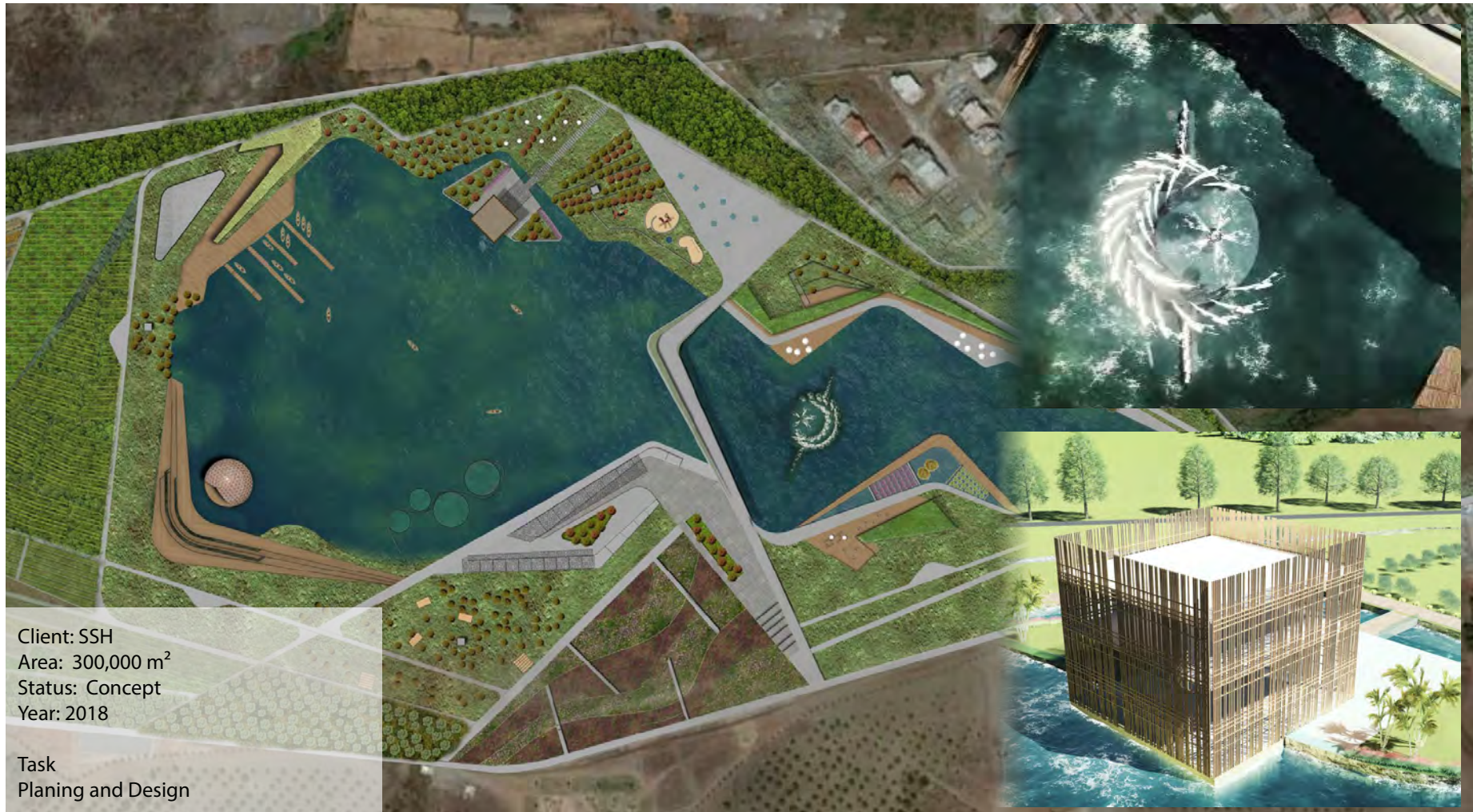


Nantes Metropol Habitat, Nantes - France





Parc Dounia, Alger - Algeria



Client: SSH
 Area: 300,000 m²
 Status: Concept
 Year: 2018

Task
 Planing and Design




Sheikh Zayed Complex, Khartoum - Sudan



Client: MZA
 Area: 120,000 m²
 Status: Concept
 Year: 2018

Task
 Planing and Design
 Hospital Design
 Mosque Design
 School Design

Museum of Social and Religious Beliefs, Doha - Qatar

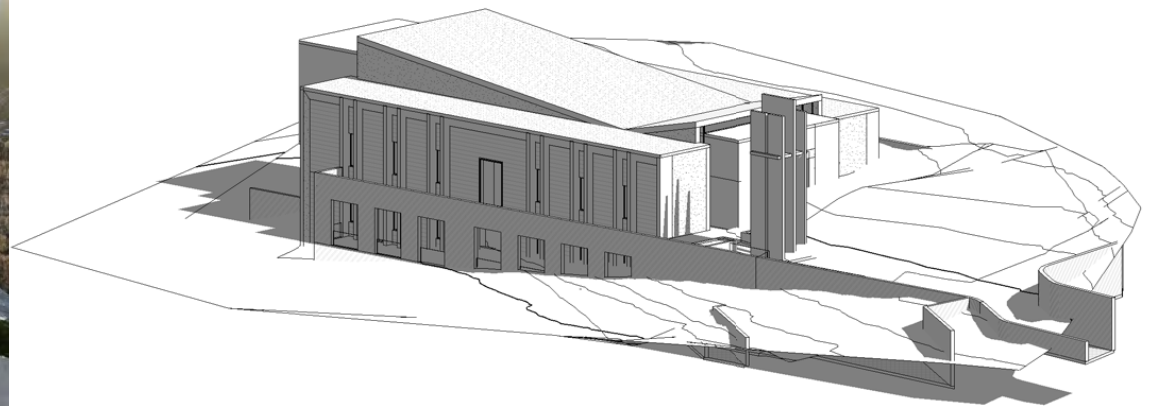
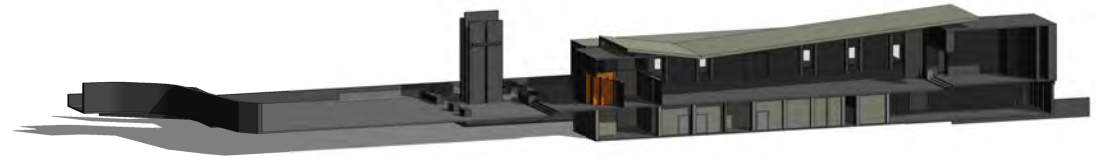
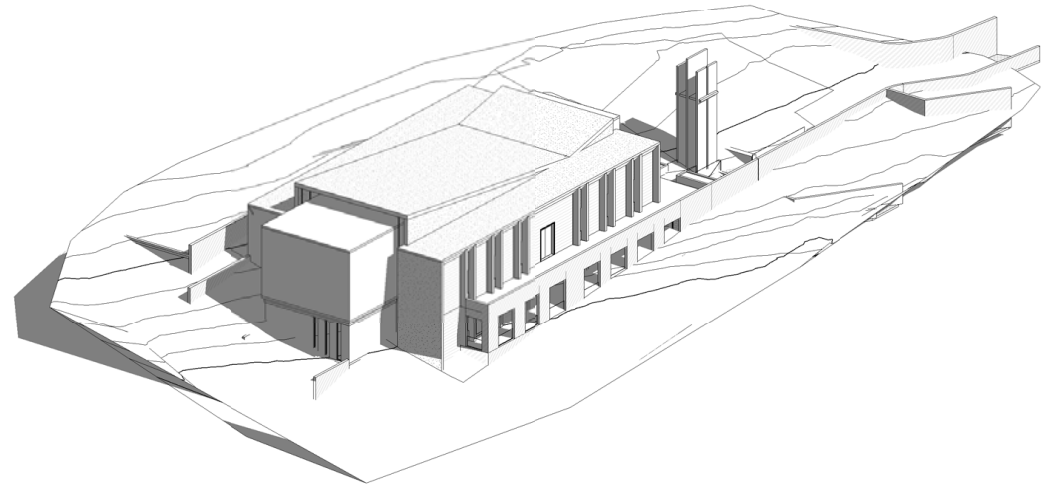


Client: Confidential
 Area: 10,000 m²
 Status: Concept
 Year: 2018
 Task
 Architectural Design
 Interior Design

KOR ST CHARBEL



Client: Kortada parish
 Area: 2500 m²
 -Status: Ongoing
 Year: 2018
 Schematic Design
 Design Development
 BIM LOD 200



Private Museum, Abu Dhabi - UAE



Client: Confidential
 Area: 1,400 m²
 Status: Ongoing
 Year: 2017

Task

Architecture Concept Design
 Interior Concept Design

Private Museum, Abu Dhabi - UAE



Jabal Omar Development Complex, Mecca - KSA

Hilton Towers



Client: Oger International - Saudi Oger
 Area: 265,000 m²
 Status: Under Construction
 LEED silver
 Year: 2009

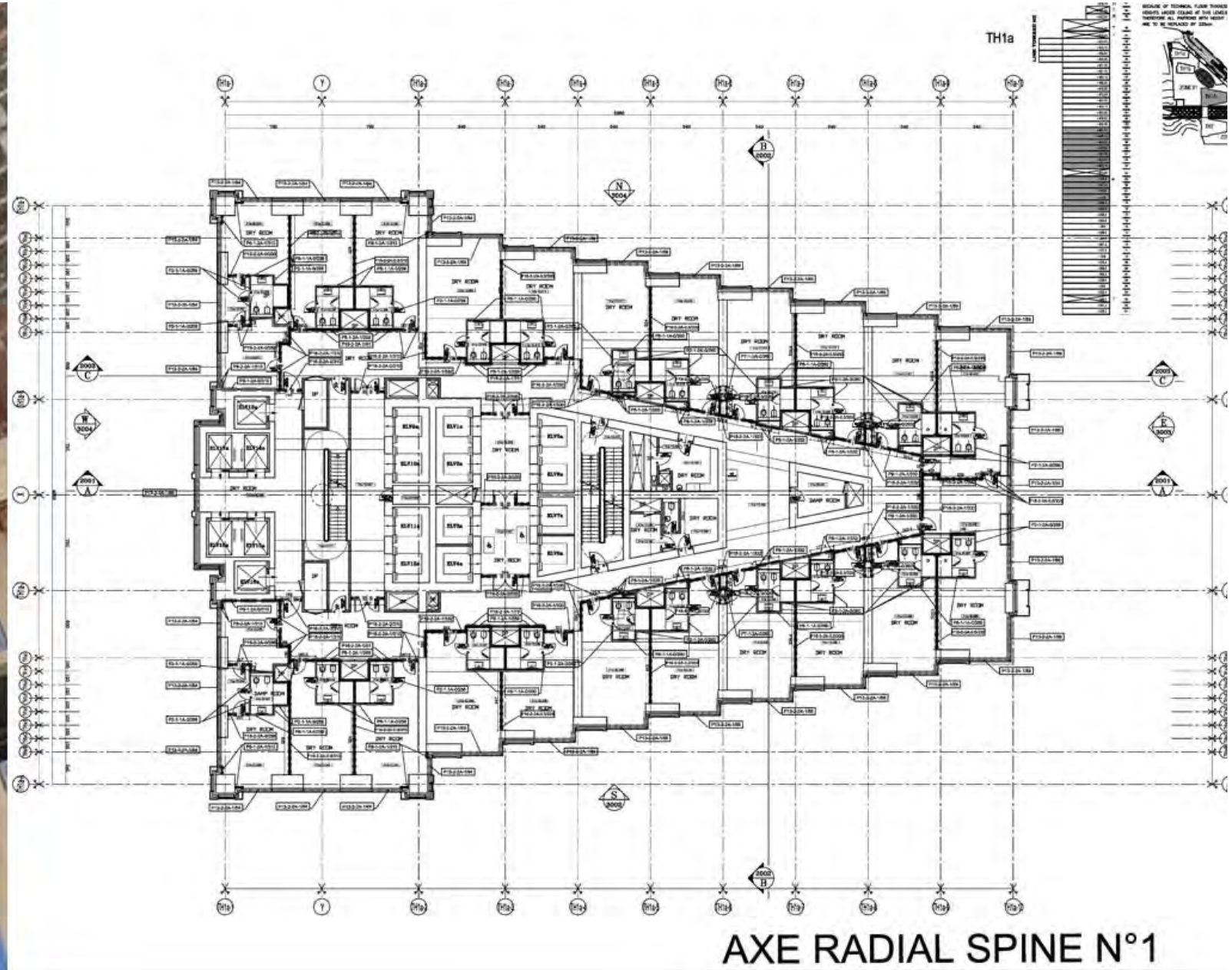
Task

Architecture Schematic Design
 Architecture Design Development
 Interior Schematic Design
 Interior Design Development
 LEED Design Coordination



Jabal Omar Development Complex, Mecca - KSA

Hilton Towers






Zone 7, Jabal Omar - KSA

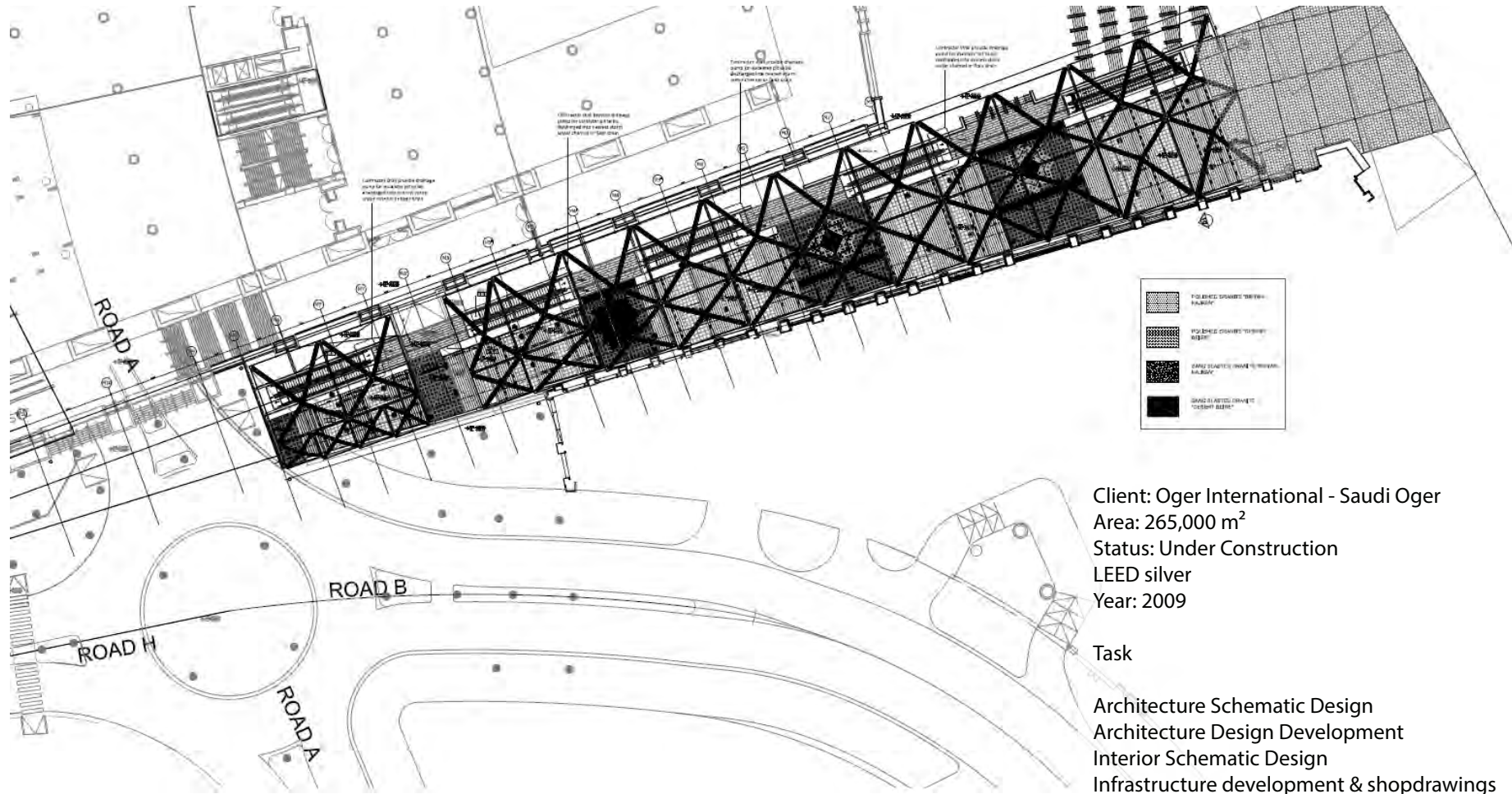
Client: Hill International
Area: 30,000 m²
Status: Executed
Year: 2013

Task

Design Development
Landscaping Design



Jabal Omar Development Complex, Mecca - KSA Roads & Sidewalks



Client: Oger International - Saudi Oger

Area: 265,000 m²

Status: Under Construction

LEED silver

Year: 2009

Task

Architecture Schematic Design

Architecture Design Development

Interior Schematic Design

Infrastructure development & shopdrawings

LEED Design Coordination


Al Rihab, Russayl, Oman

109 ARCHITECTES



Client: Choumoukh
Area: 250000 m²
Status: Ongoing
Year: 2012
Sustainable Project

Feasibility Study
Concept Design
Schematic Design
BIM LOD 200






Projects

Design . Design Development . BIM Modeling . Shop Drawings . Quantity Survey . Coordination

INTERIOR DESIGN

ST REGIS - ASSOUFID - Marrakech
SPA & GYM



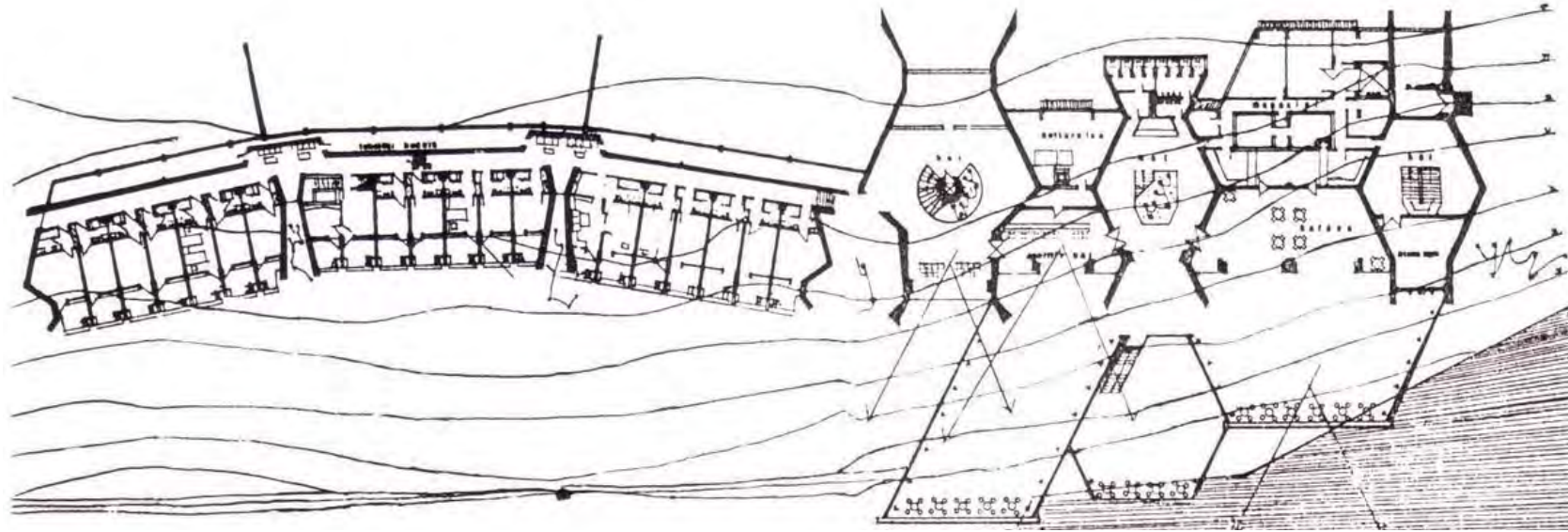
Client: Confidential
Area: 2000 m²
Status: Ongoing
Year: 2020

Task

Schematic Design
Design
Development



Hotel PODGORICA-MONTENEGRO HOTEL RENOVATION




Client: Confidential
Area: 3000 m²
Status: Ongoing
Year: 2020

Task

Concept Design



G20 SAUDI ARABIA 2020




Client: NOWAAR
Area: 15.000 m²
Status: Ongoing
Year: 2020

Task
Interior Concept Design
BIM LOD 200



G20 SAUDI ARABIA 2020



Client: NOWAAR
Area: 15.000 m²
Status: Ongoing
Year: 2020

Task
Interior Concept Design
BIM LOD 200




DP WORLD FLOW PAVILION-EXPO 2020,DUBAI-UAE



TheOpenLab
Client: DP WORLD
Area: 4.900 m²
Status: Ongoing
Year: 2020

Task
Interior Design
Development

DP WORLD FLOW PAVILION-EXPO 2020,DUBAI-UAE



TheOpenLab
Client: DP WORLD
Area: 4.900 m²
Status: Ongoing
Year: 2020

Task
Interior Design Development



SSOIEI - KSA

HOK

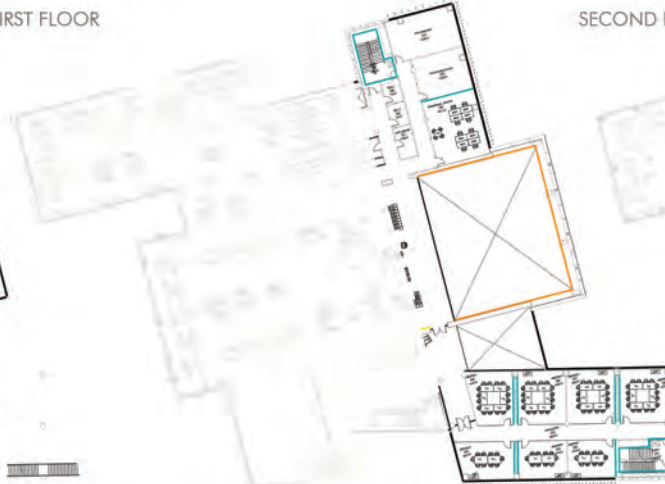


THE TURQUOISE

GROUND FLOOR



FIRST FLOOR



SECOND FLOOR



THE TURQUOISE CAN BE SEEN ON MANY ELEMENTS FROM BACK PAINTED GLASS, FIXTURES TO FURNITURE AND SEPERATIONS.



THE GREEN

GROUND FLOOR



FIRST FLOOR



SECOND FLOOR

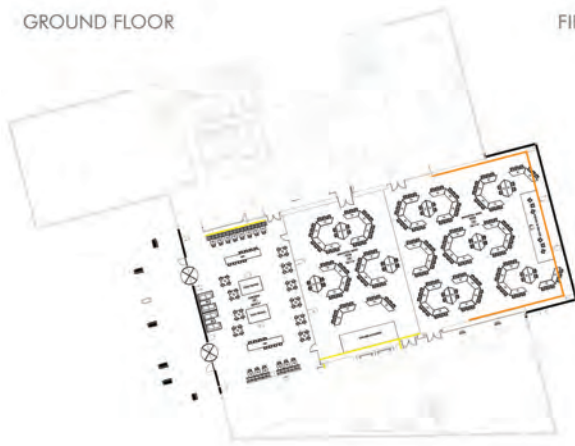


THE GREEN CAN BE SEEN ON MANY ELEMENTS FROM BACK PAINTED GLASS, FIXTURES TO FURNITURE AND SEPERATIONS

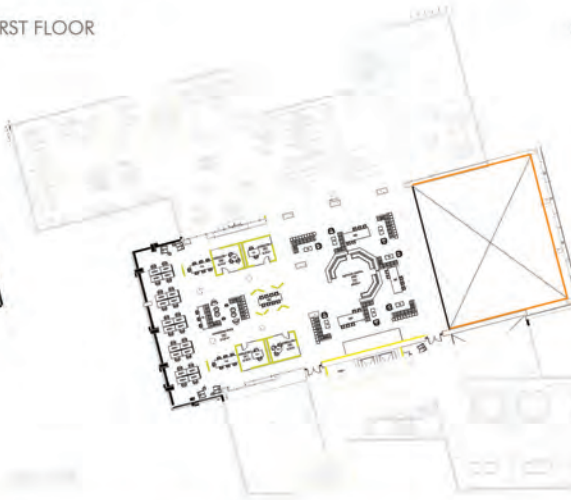


THE YELLOW-ORANGE

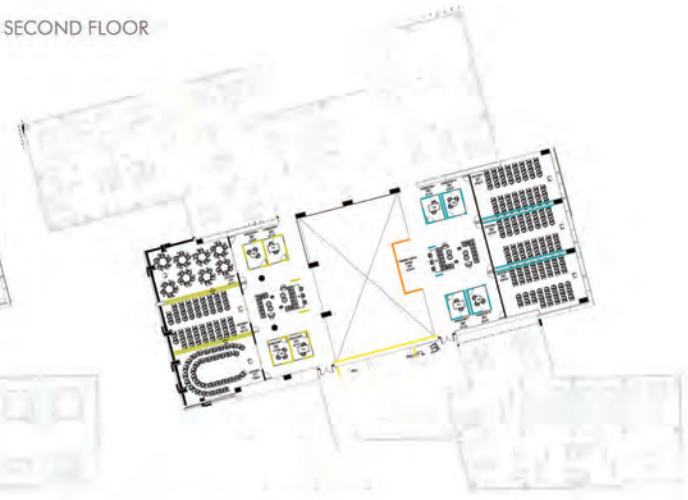
GROUND FLOOR



FIRST FLOOR



SECOND FLOOR



LOBBY



INNOVATION WORKSPACE



THE YELLOW AND ORANGE CAN BE SEEN ON MANY ELEMENTS FROM BACK PAINTED GLASS, CORRUGATED STEEL PANELS, FIXTURES TO FURNITURE AND SEPERATIONS.



Media Zone, Abu Dhabi - UAE



Client: Aldar
 Area: 15.000m²
 Year: 2018
 Status: Ongoing

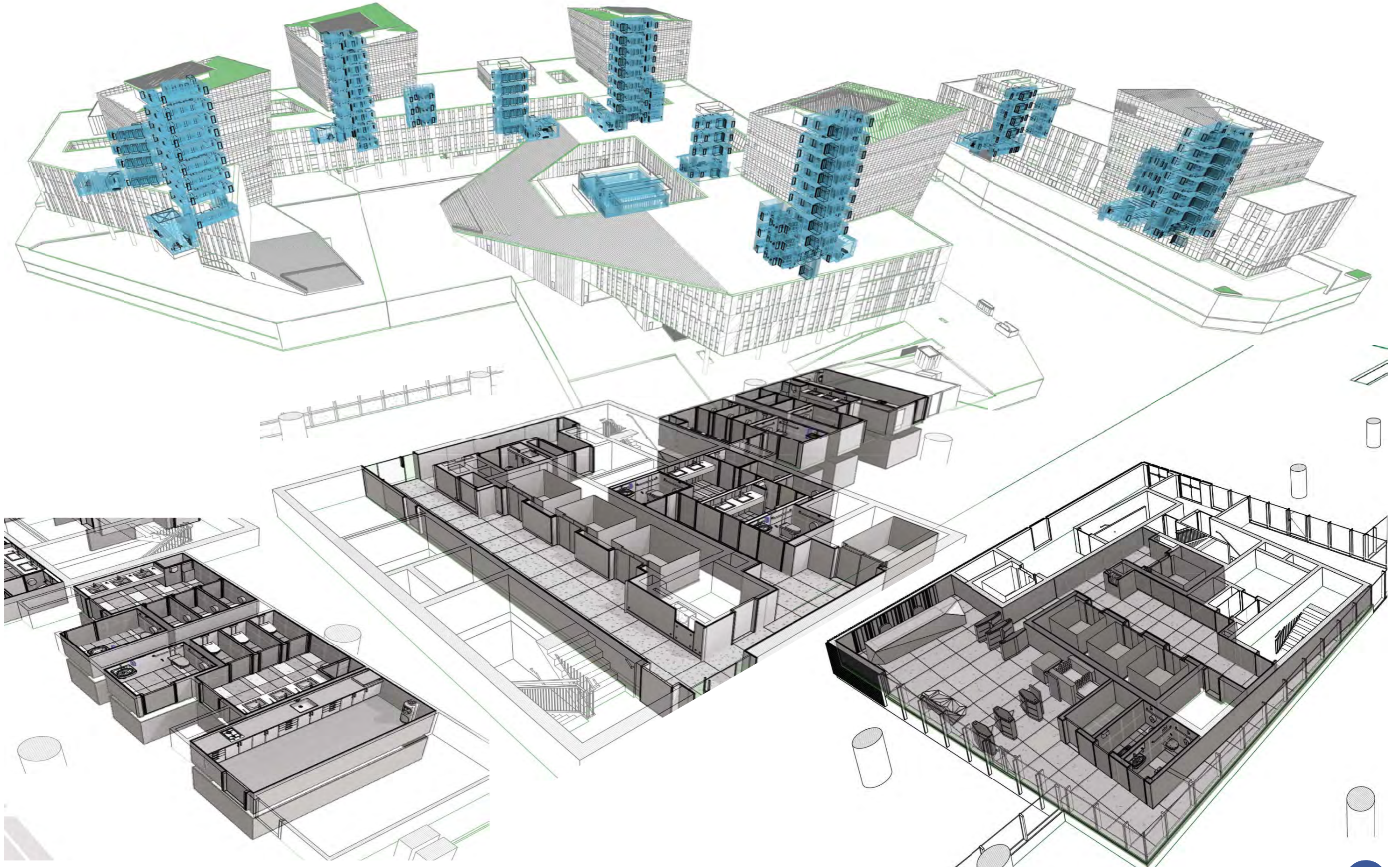
Task

Interior Schematic Design
 for common areas
 BIM Modelling



Projects

Design . Design Development . BIM Modeling . Shop Drawings . Quantity Survey . Coordination





Projects

Design . Design Development . BIM Modeling . Shop Drawings . Quantity Survey . Coordination

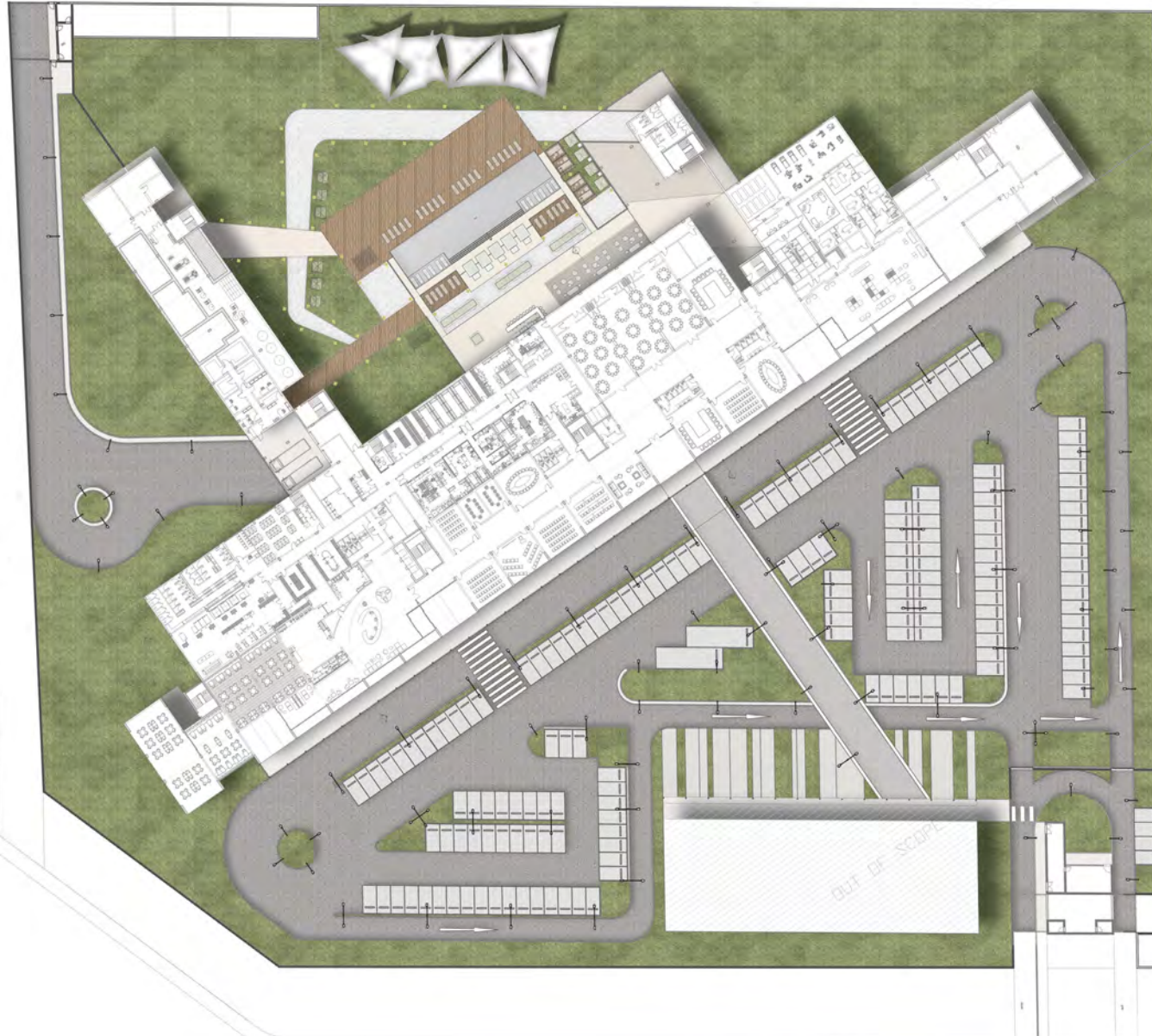
LAGOS AIRPORT-PULLMAN IBIS

PLAN BEE ARCHITECTS





SITE PLAN



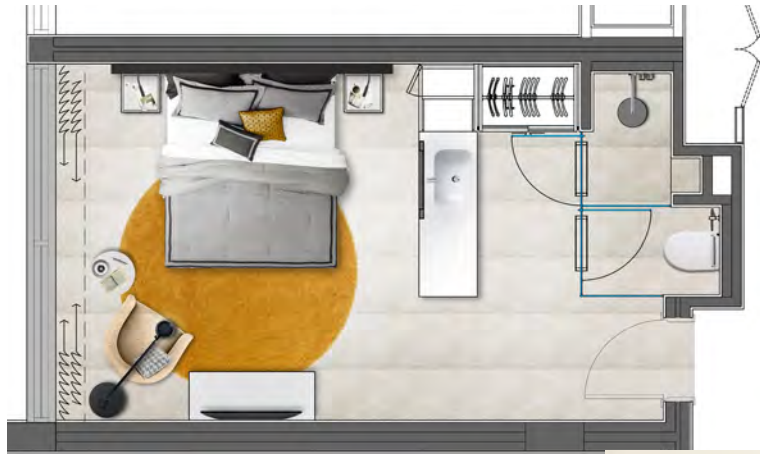


PULLMAN STANDARD





IBIS STANDARD





Projects

Design . [Design Development](#) . BIM Modeling . Shop Drawings . Quantity Survey . Coordination

Assoufid, Marrakech - Morocco





AGB Bank , Algeria City - Algeria

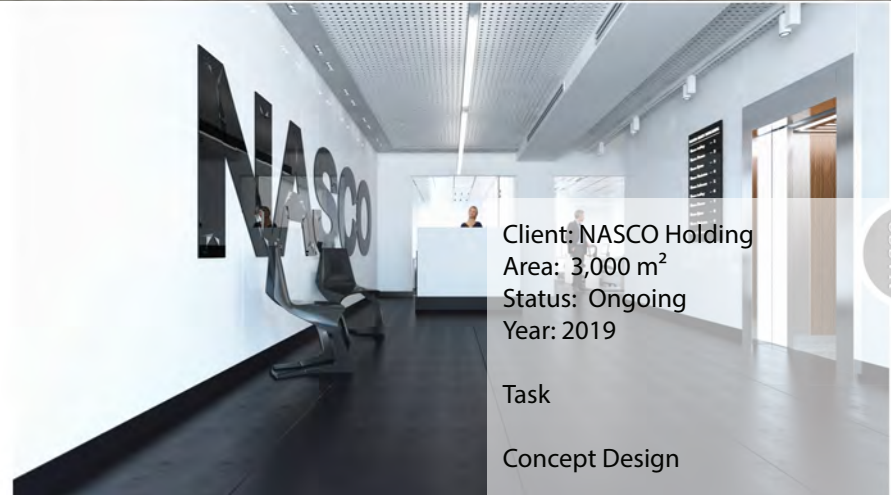




AGB Bank , Algeria City - Algeria



NASCO, Beirut - Lebanon



Client: NASCO Holding
 Area: 3,000 m²
 Status: Ongoing
 Year: 2019
 Task
 Concept Design

La Sorbonne University, Abu Dhabi – UAE



Client: Oger International / Al Habtoor -
 Murray & Roberts / Obermeyer
 Area: 50,000 m²
 Status: Executed
 Year: 2008
 Task
 Interior Design Development



La Sorbonne University, Abu Dhabi – UAE




Private Villa, Yarzeh - Lebanon



Client: Berro Family
 Area: 1500 m²
 Status: Executed
 Year: 2013

Task
 INTERIOR DESIGN

Private Villa, Yarzeh - Lebanon



Grey Group, Sin el Fil - Lebanon



Client: KA Construction - GREY Group
 Area: 1500 m²
 Status: Executed
 Year: 2013

Task

Interior Design
 Execution Drawings



MAN Enterprise HQ, Beirut - Lebanon



Medica Group HQ, Dubai - UAE



Client: Medica
 Area: 1200 m²
 Status: Executed
 Year: 2013

Task

Interior Design
 Execution Drawings

Shawarmanji - UAE, KSA, Qatar



Client: AFF SAL
 Area: 200 m²
 Status: Executed
 Years: 2013-2017

Task
 Brand Image Design
 Interior Design
 Execution Drawings

Life With Cacao, Kuwait City - Kuwait

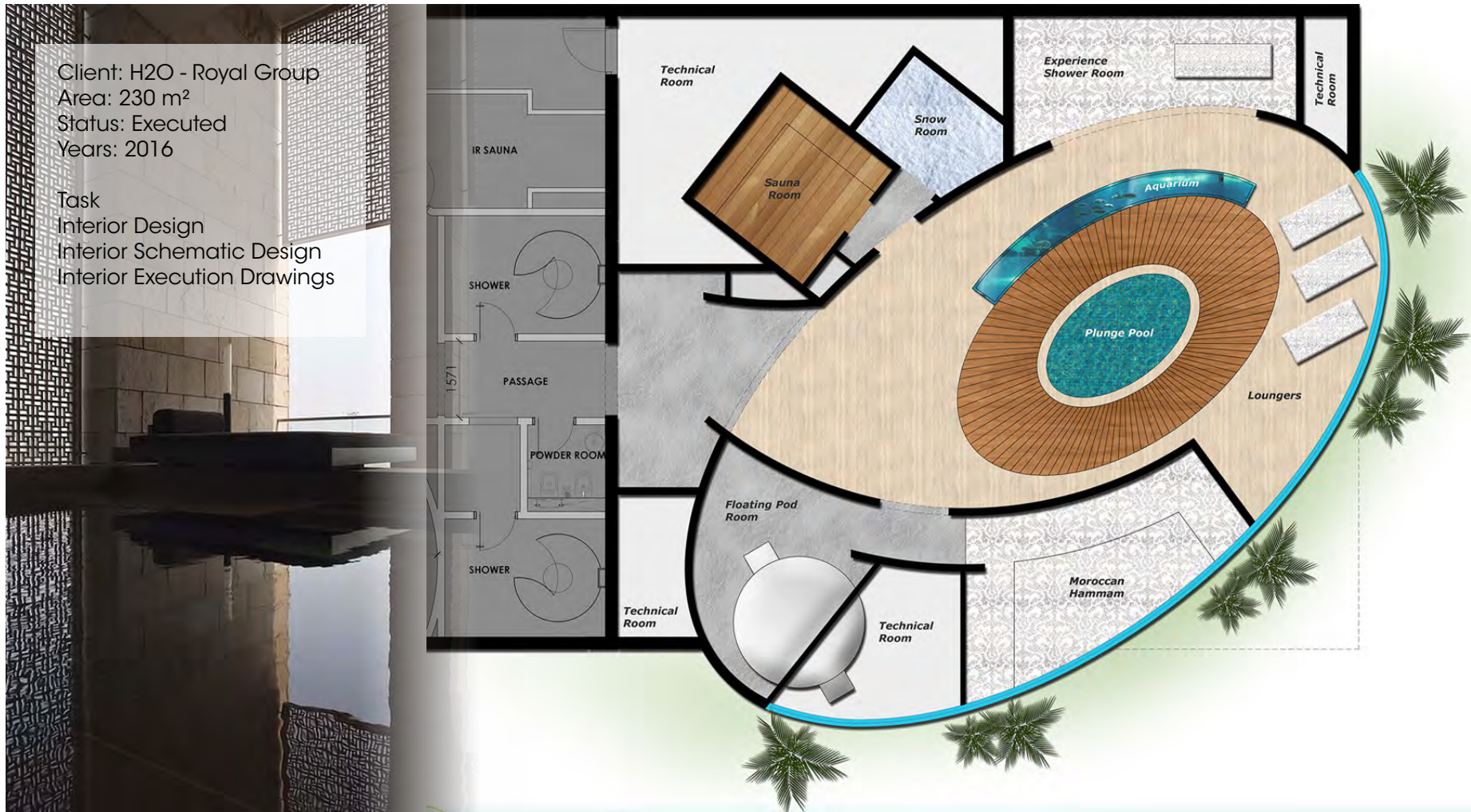




Platform, Two Rivers - Nigeria



U Shape Villa Spa, Dubai - UAE



Client: H2O - Royal Group
 Area: 230 m²
 Status: Executed
 Years: 2016

Task
 Interior Design
 Interior Schematic Design
 Interior Execution Drawings



VIP Clinic, Abu Dhabi - UAE





Mina Majlis, Abu Dhabi - UAE



Touch Service Center - Lebanon Competition

Client: Touch Lebanon
Area: 1000 m²
Status: Concept
Years: 2017

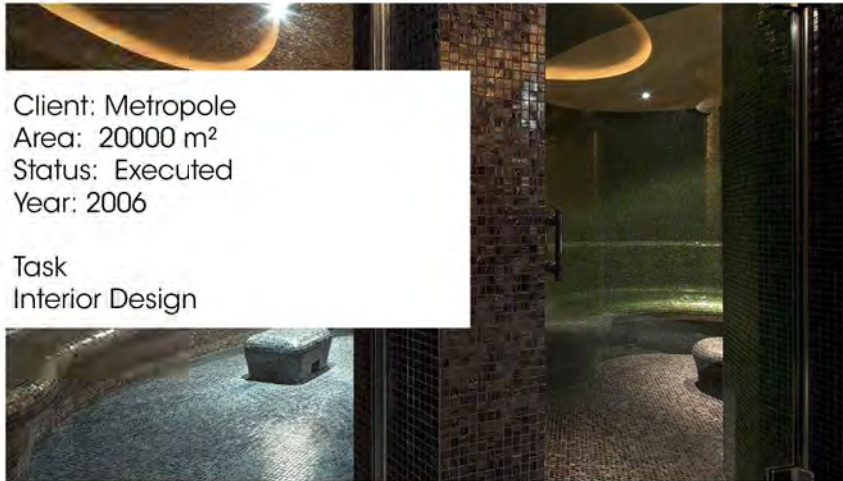
Task
Interior Design





Hotel Metropole Palace - Monaco

By Alexia Sarkis - Senior Interior Designer



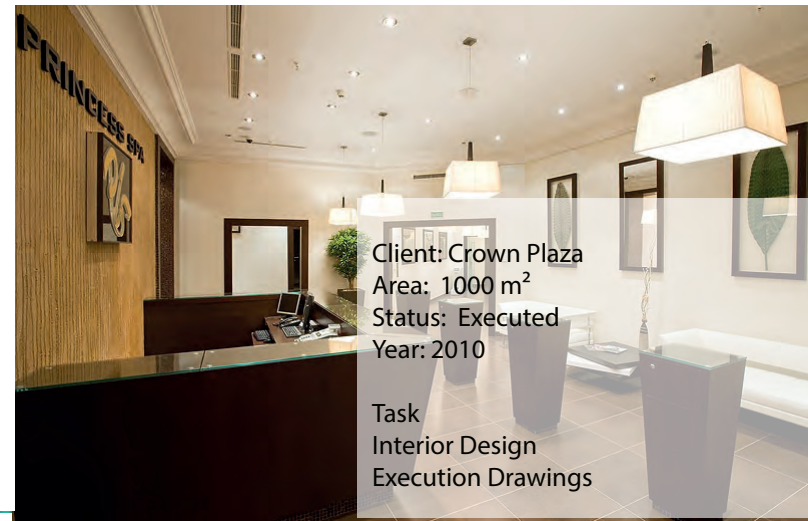
Villa Thalgo, Paris - France

By Alexia Sarkis - Senior Interior Designer



Crown Plaza, Minsk - Bellarus

By Alexia Sarkis - Senior Interior Designer



Client: Crown Plaza
 Area: 1000 m²
 Status: Executed
 Year: 2010
 Task
 Interior Design
 Execution Drawings




Projects

Design . Design Development . BIM Modeling . Shop Drawings . Quantity Survey . Coordination

SHOP DRAWINGS



Princess Noor University Library 3.5.0, Riyadh - KSA



Client: Oger International - Saudi Oger
Area: 60000 m²
Status: Executed
LEED gold
Year: 2010

Task


Value Engineering
Shop Drawings Architecture
Shop Drawings Interior Design
Design Coordination

Princess Noor University Library 3.5.0, Riyadh - KSA



© Francis Delgado
2012

Princess Noor University Library 3.5.0, Riyadh - KSA



© Francis Delgado
2012

Client: Oger International - Saudi Oger
Area: 60000 m²
Status: Executed
LEED gold
Year: 2010

Task

Architecture Design Development
Interior Design Development
Execution Drawings
Design Coordination
Value Engineering



One Tower, Limassol - Cyprus



Client: ACC
Area: 18,000 m²
Status: Ongoing
Year: 2018

Task

Interior Shop



El Naher, Beirut - Lebanon





District S, Beirut Central District - Lebanon





Damac Tower, Beirut - Lebanon



Client: MAN Enterprise
Area: 60000 m²
Status: Executed
Years: 2014

Task
Interior Design
Execution Drawings

Sama Beirut, Achrafieh - Lebanon



Client: MAN Enterprise
 Area: 60000 m²
 Status: Executed
 Years: 2014

Task
 Landscape Design Development
 Interior Execution Drawings
 Architecture Execution Drawings



EDE Faqra Club, Faqra - Lebanon





Qortuba Oasis, Riyadh - KSA





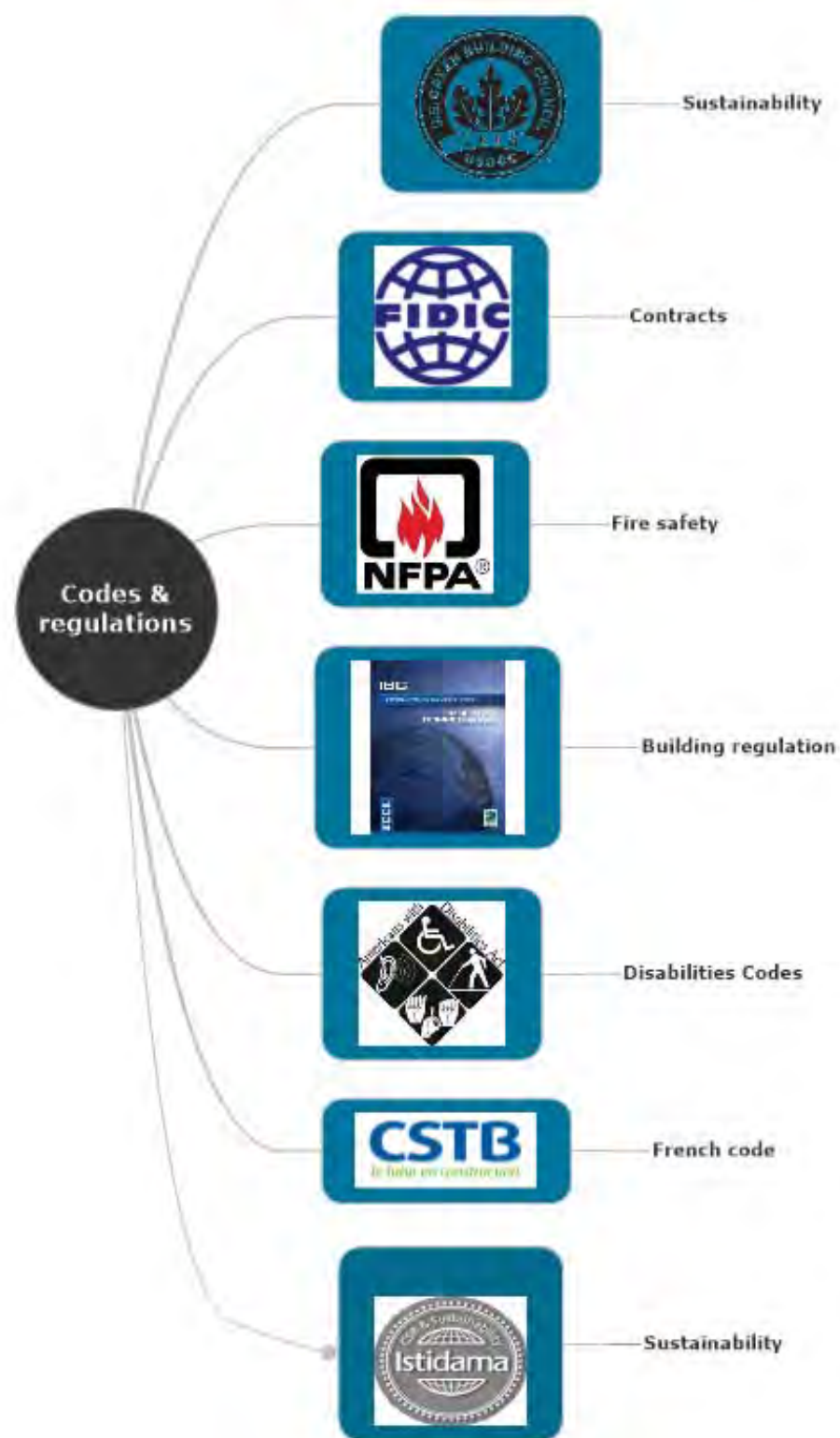
MARe Museum, Bucharest - Romania

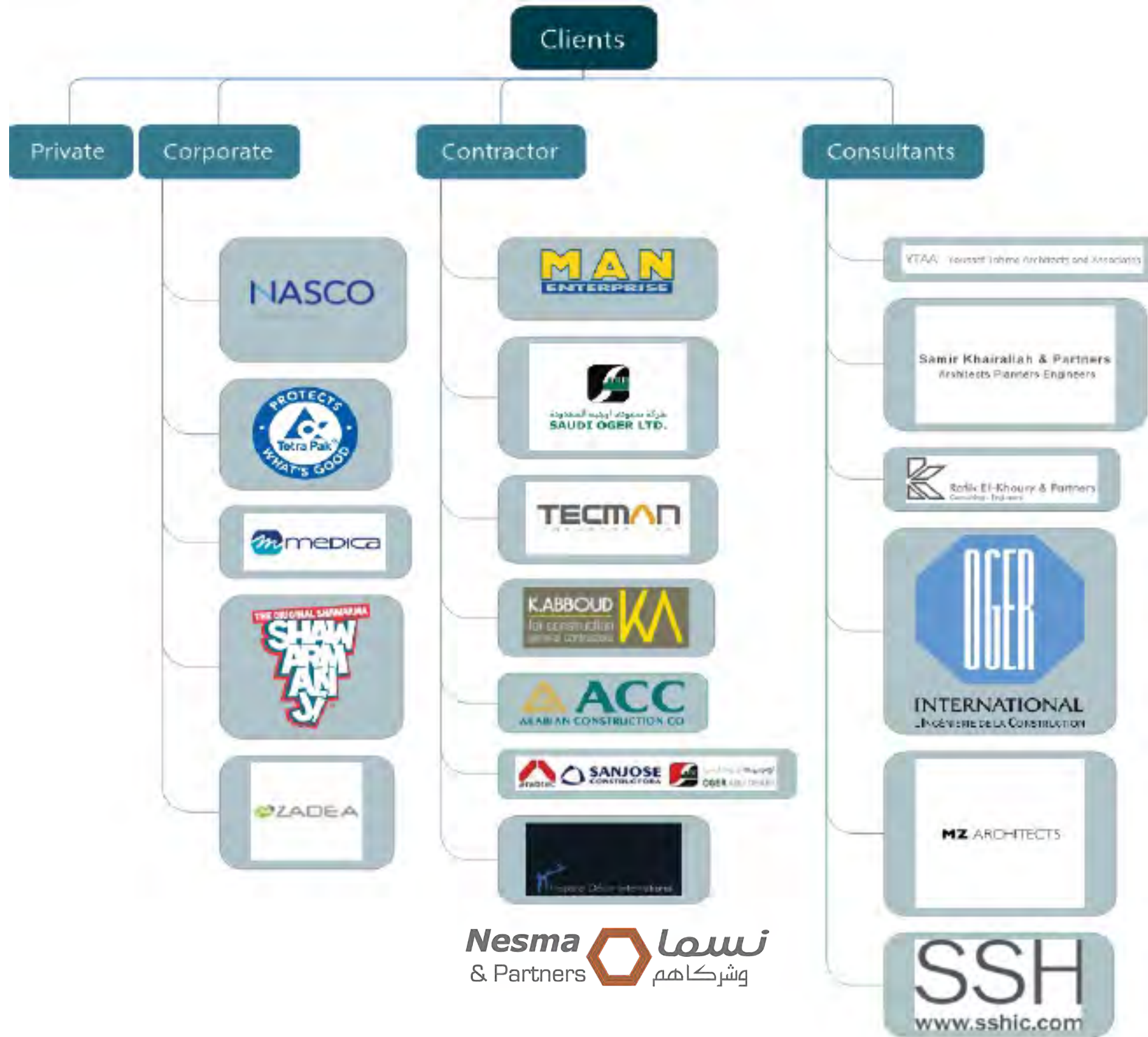




Courthouse, Abu Dhabi - UAE









Team Structure

Company Structure

